

INTERNATIONAL AUDIO LABORATORIES ERLANGEN
A joint institution of Fraunhofer IIS and Universität Erlangen-Nürnberg



Nonnegative Autoencoders with Applications to Music Audio Decomposing

Meinard Müller

International Audio Laboratories Erlangen
meinard.mueller@audiolabs-erlangen.de

SPS SL TC & AASP TC
Webinar
14.05.2024



Meinard Müller





- Mathematics (Diplom/Master, 1997)
Computer Science (PhD, 2001)
Information Retrieval (Habilitation, 2007)
- Senior Researcher (2007-2012)
- Professor Semantic Audio Processing (since 2012)
- Former President of the International Society for Music Information Retrieval (ISMIR)
- IEEE Fellow for contributions to Music Signal Processing



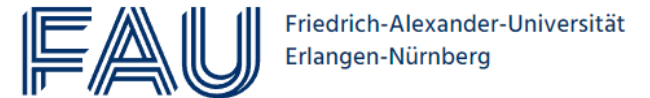
Meinard Müller: Research Group

Semantic Audio Processing

- Yigitcan Özer (2024)
- Christian Dittmar (2018)
- Jonathan Driedger (2016)
- Sebastian Ewert (2012)
- ...



International Audio Laboratories Erlangen



International Audio Laboratories Erlangen

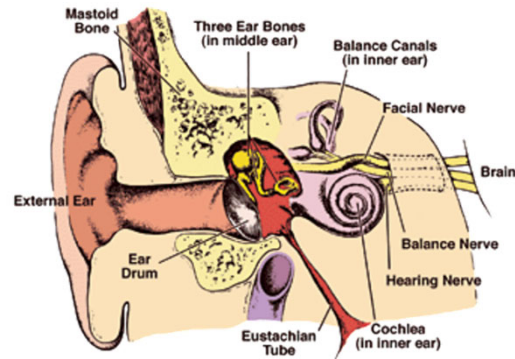


International Audio Laboratories Erlangen

Audio Coding



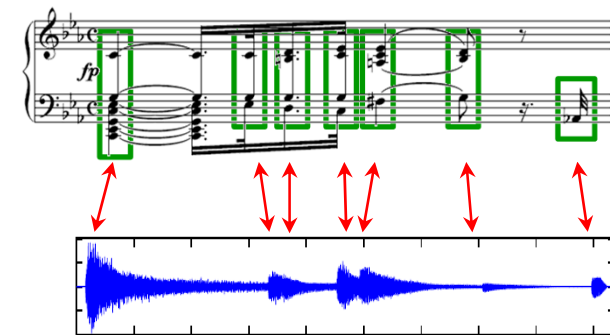
3D Audio



Psychoacoustics



Internet of Things



Music Processing

Source Separation

- Decomposition of audio stream into different sound sources
- Central task in digital signal processing
- “Cocktail party problem”

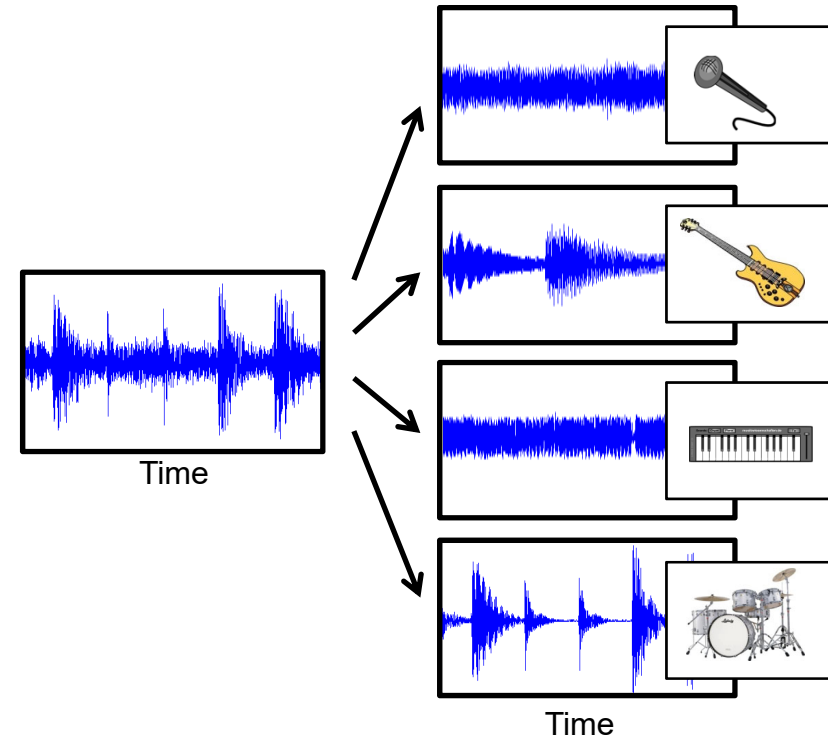


Source Separation

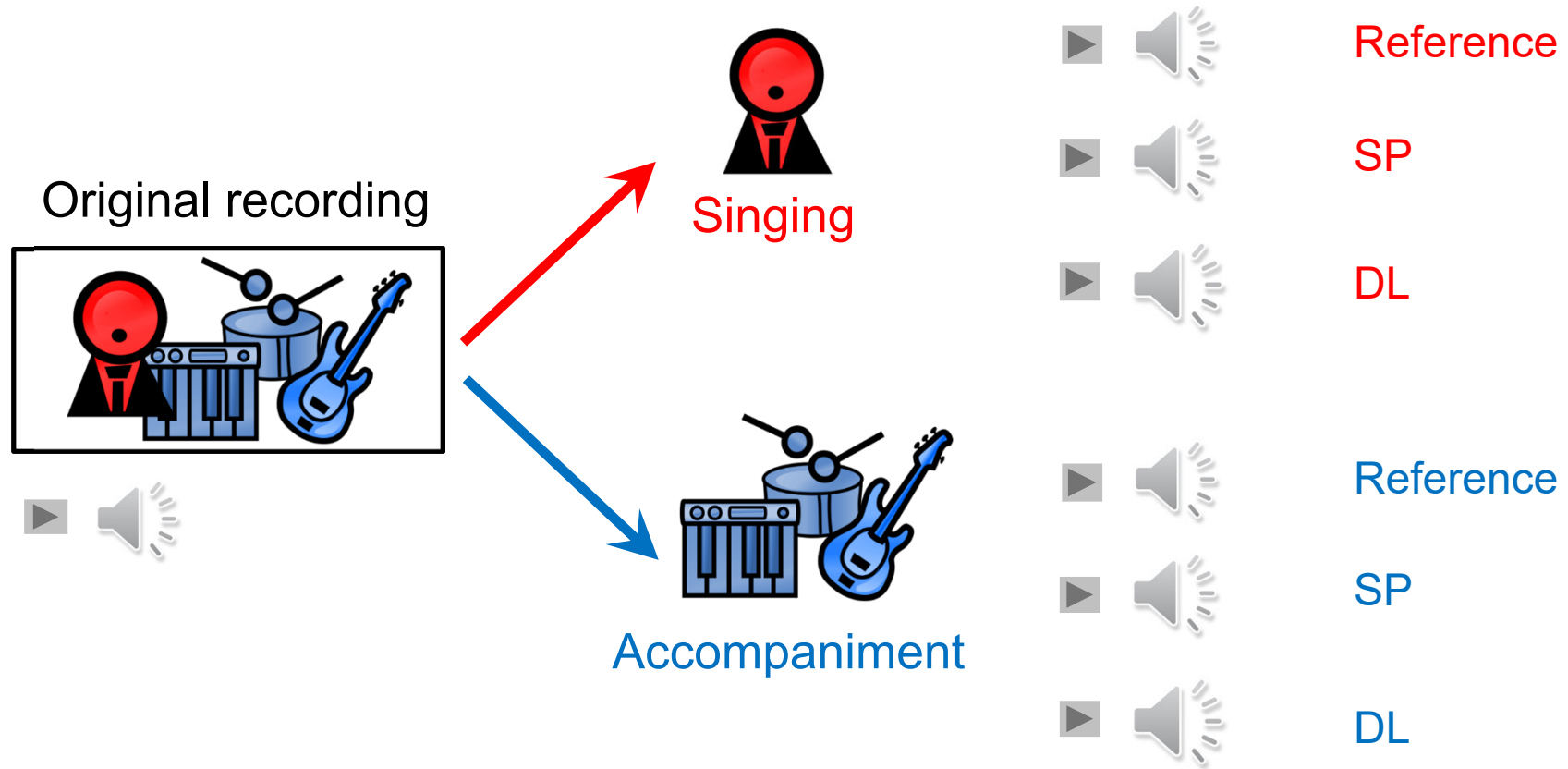
- Decomposition of audio stream into different sound sources
- Central task in digital signal processing
- “Cocktail party problem”
- Several input signals
- Sources are assumed to be statistically independent

Source Separation (Music)

- Main melody, accompaniment, drum track
- Instrumental voices
- Individual note events
- Only mono or stereo
- Sources are often highly dependent



Source Separation (Singing Voice)



DL-Based Source Separation

Stöter, Uhlich Luitkus, Mitsufuji: Open-Unmix – A Reference Implementation for Music Source Separation. JOSS, 2019.

- Reference: Best possible result
- SP: Traditional signal processing
- DL: Deep Learning

Score-Informed Source Separation

Exploit musical score to support decomposition process

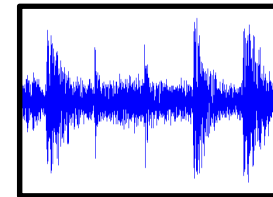
Prior Knowledge

Ewert, Pardo, Müller, Plumbley:
Score-Informed Source Separation
for Musical Audio Recordings.
IEEE SPM 31(3), 2014.

Musical
Information



Audio
Signal

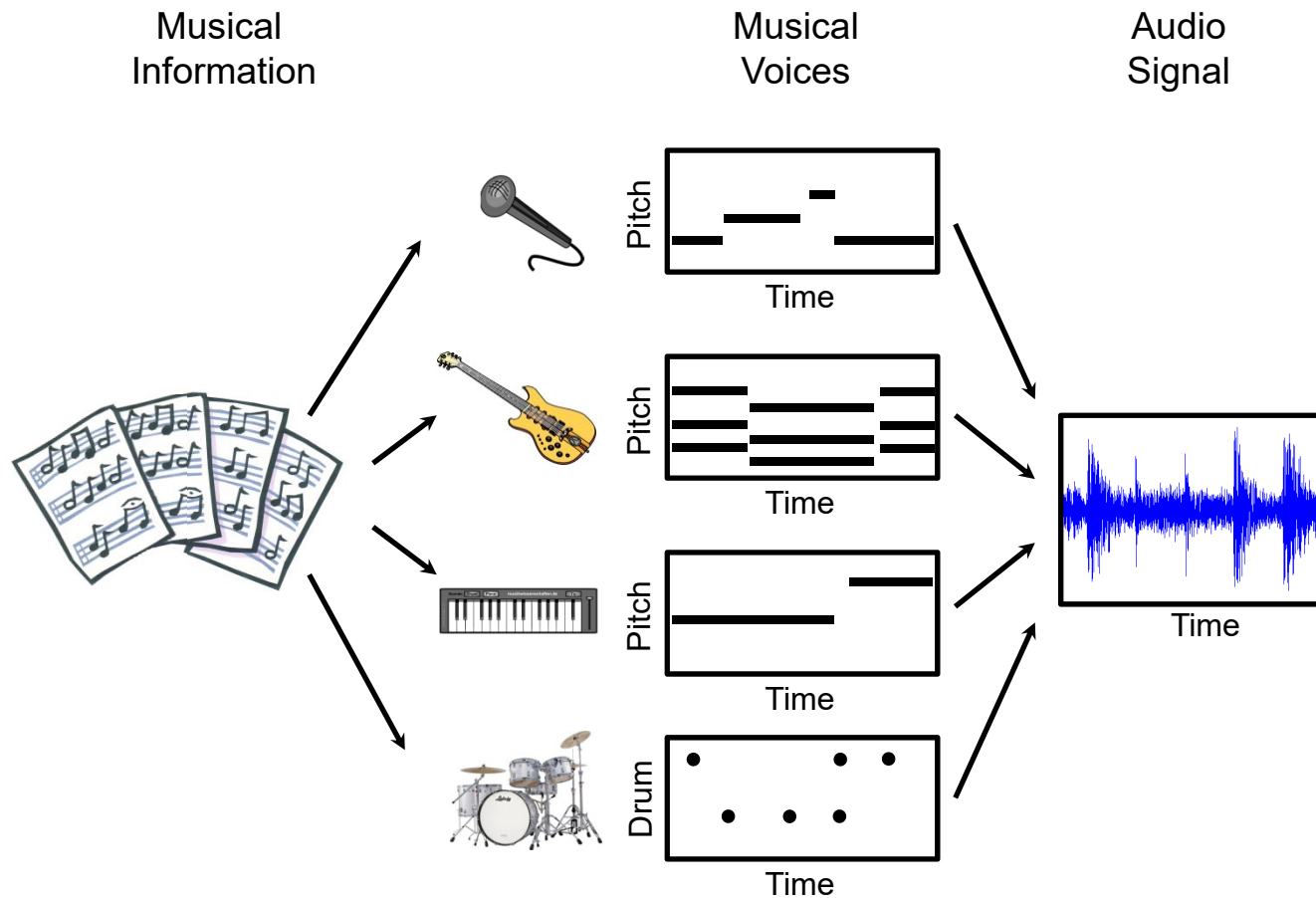


Time

Score-Informed Source Separation

Exploit musical score to support decomposition process

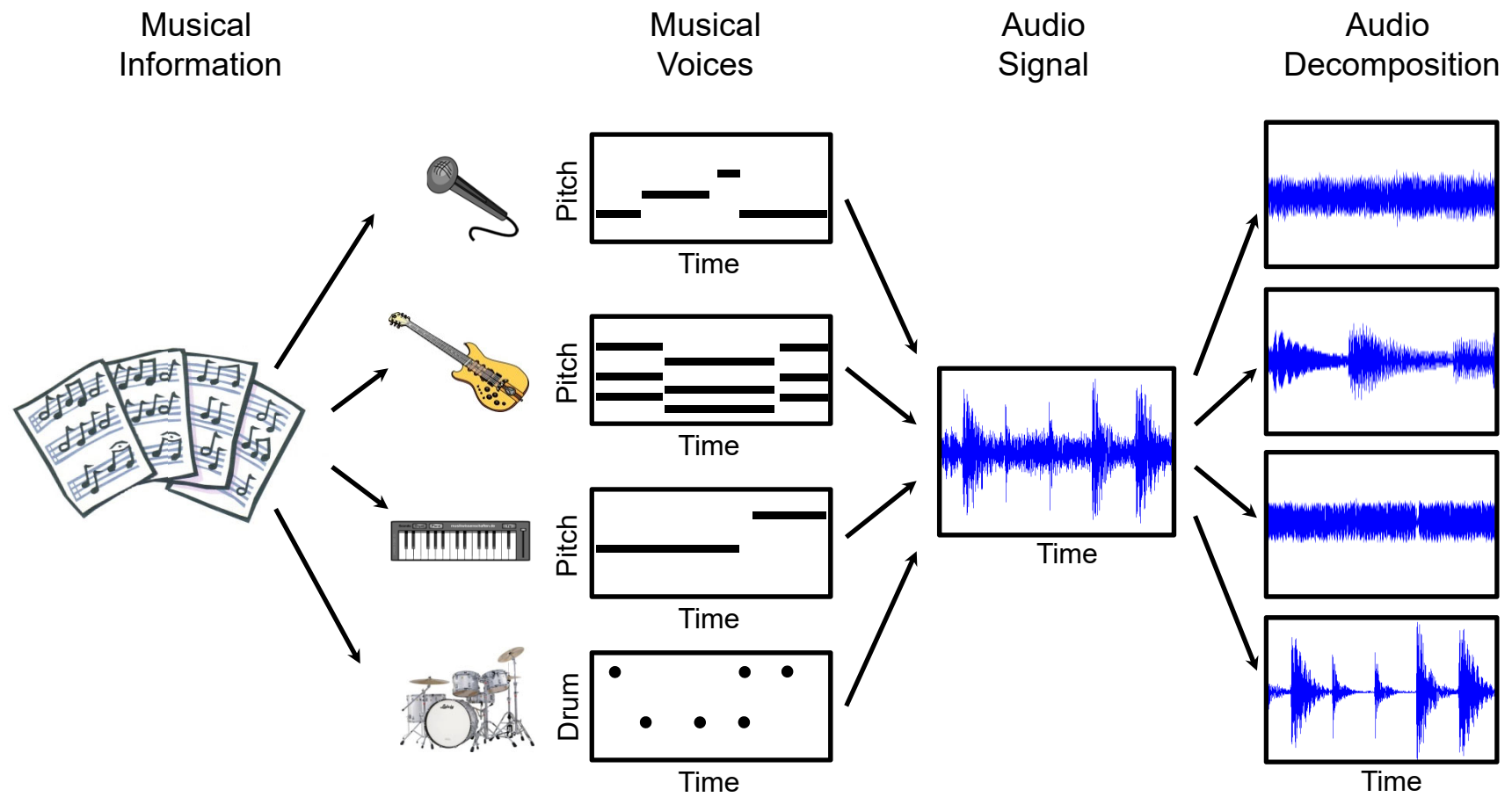
Prior Knowledge
Ewert, Pardo, Müller, Plumbley:
Score-Informed Source Separation
for Musical Audio Recordings.
IEEE SPM 31(3), 2014.



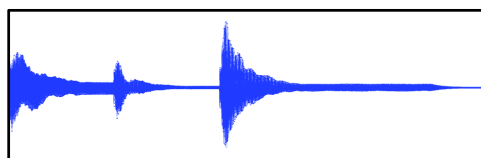
Score-Informed Source Separation

Exploit musical score to support decomposition process

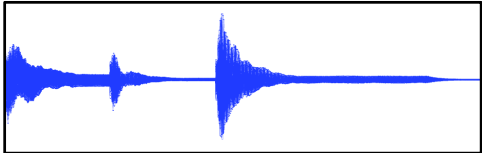
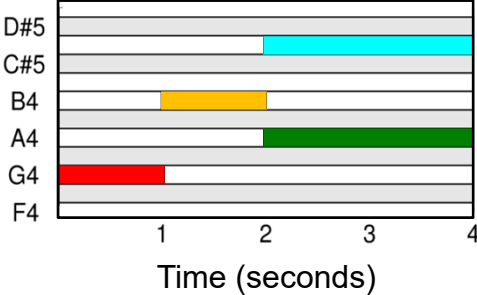
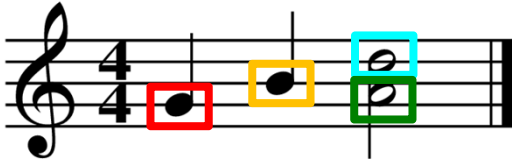
Prior Knowledge
Ewert, Pardo, Müller, Plumbley:
Score-Informed Source Separation
for Musical Audio Recordings.
IEEE SPM 31(3), 2014.



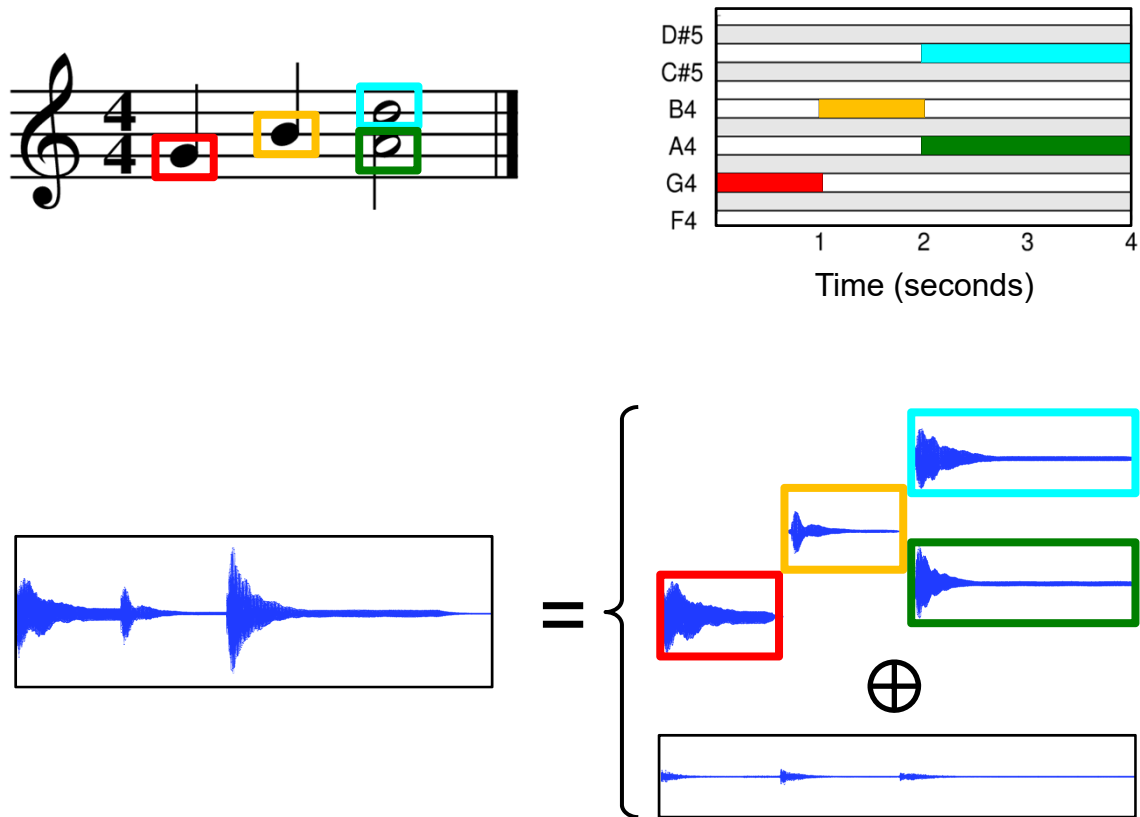
Score-Informed Audio Decomposition



Score-Informed Audio Decomposition




Score-Informed Audio Decomposition

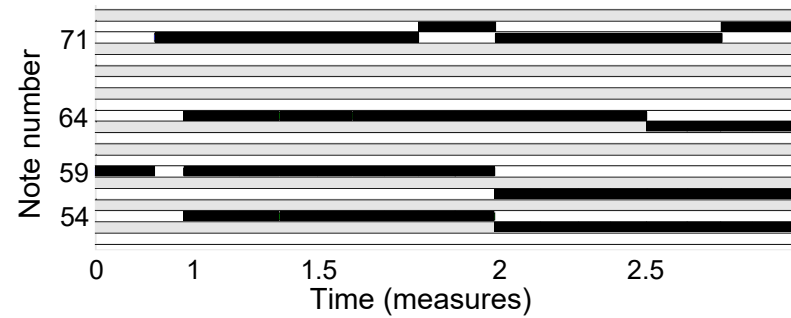


Score-Informed Audio Decomposition

Sheet music




Piano roll



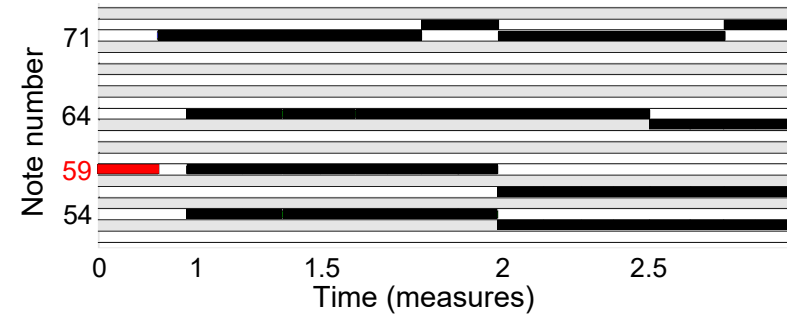
Score-Informed Audio Decomposition

Sheet music




$p = 59$

Piano roll



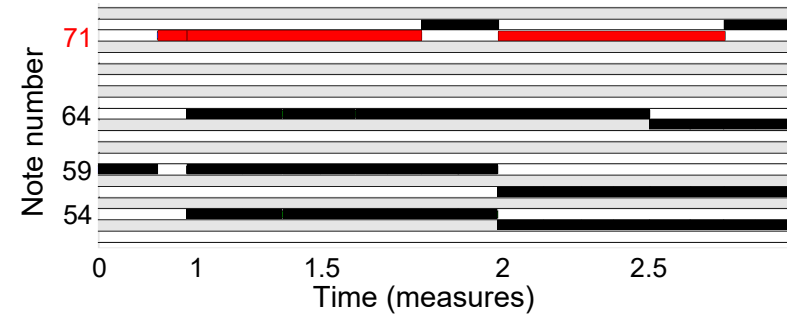
Score-Informed Audio Decomposition

Sheet music




$p = 71$

Piano roll



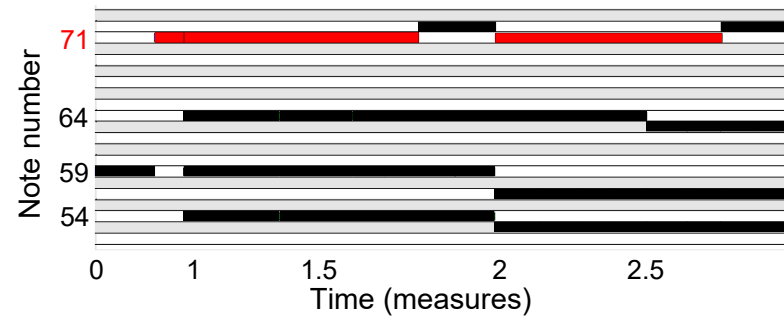
Score-Informed Audio Decomposition

Sheet music

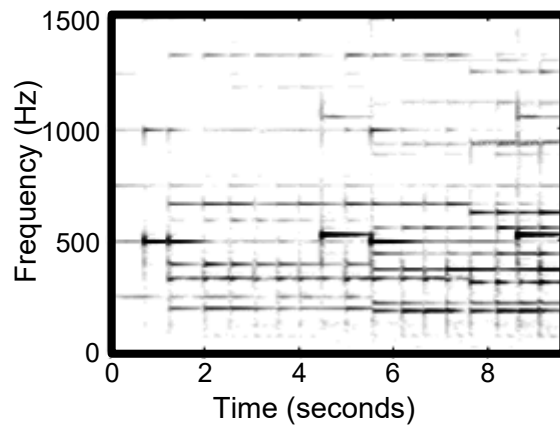


$p = 71$

Piano roll




Spectrogram



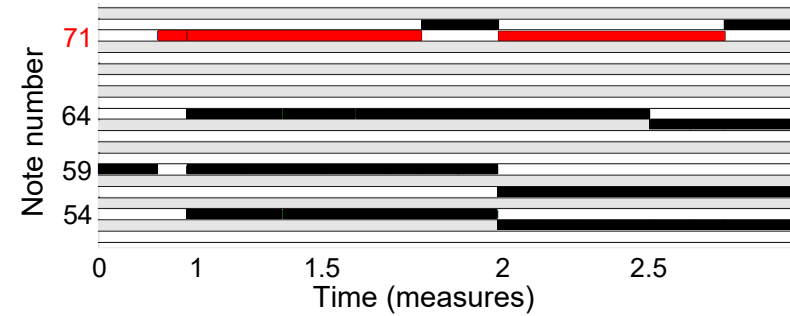
Score-Informed Audio Decomposition

Sheet music

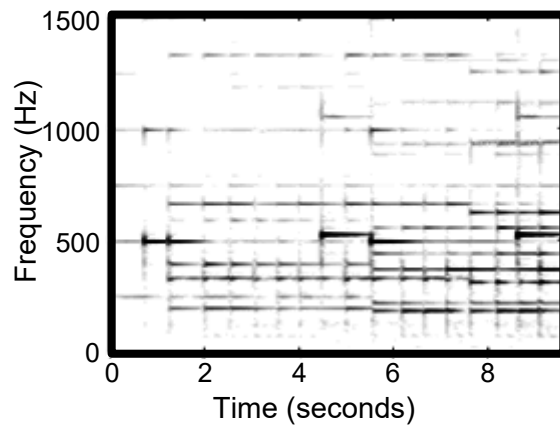


$p = 71$

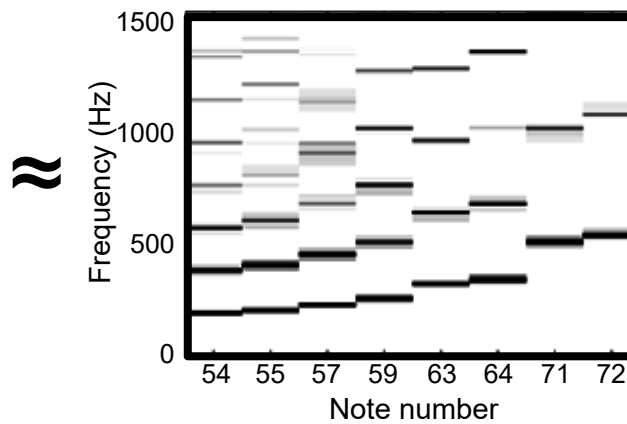
Piano roll



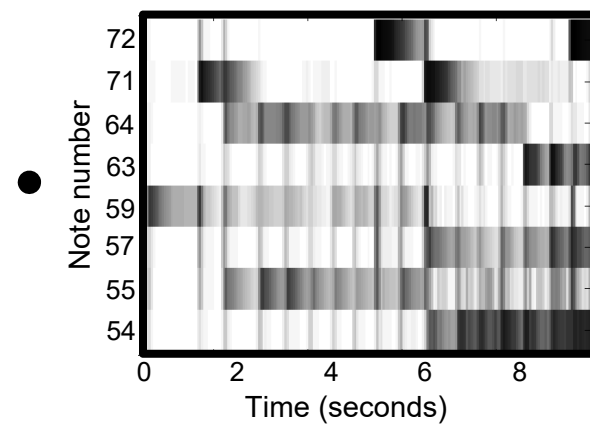
Spectrogram



Spectral patterns




Activity patterns



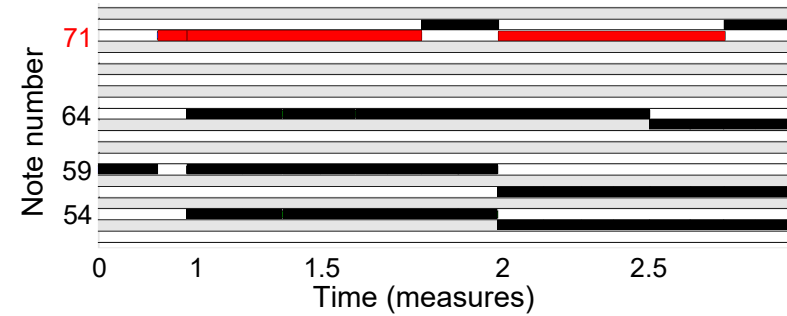
Score-Informed Audio Decomposition

Sheet music

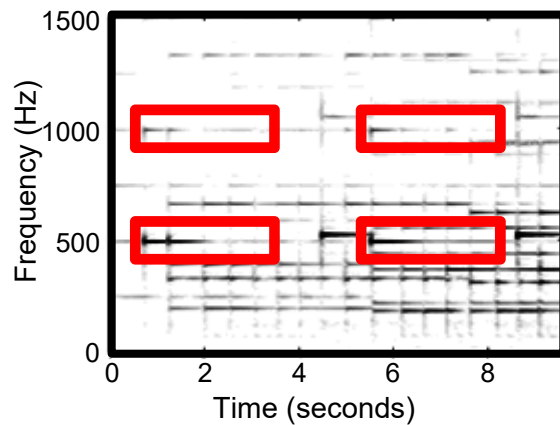


$p = 71$

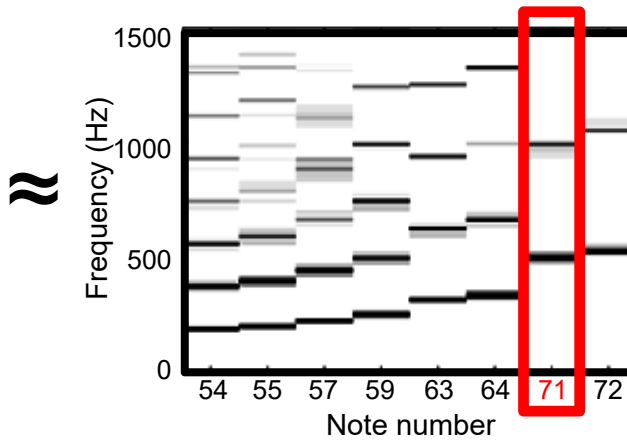
Piano roll



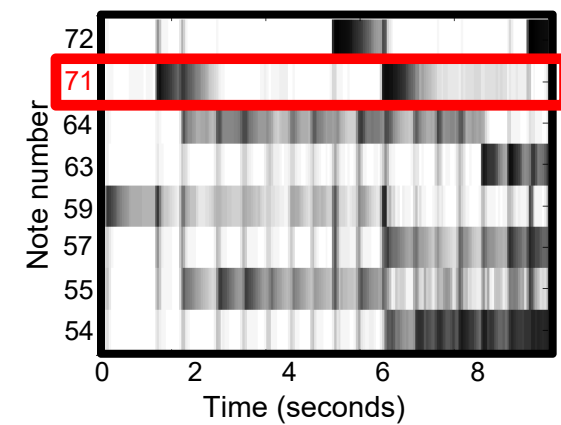
Spectrogram



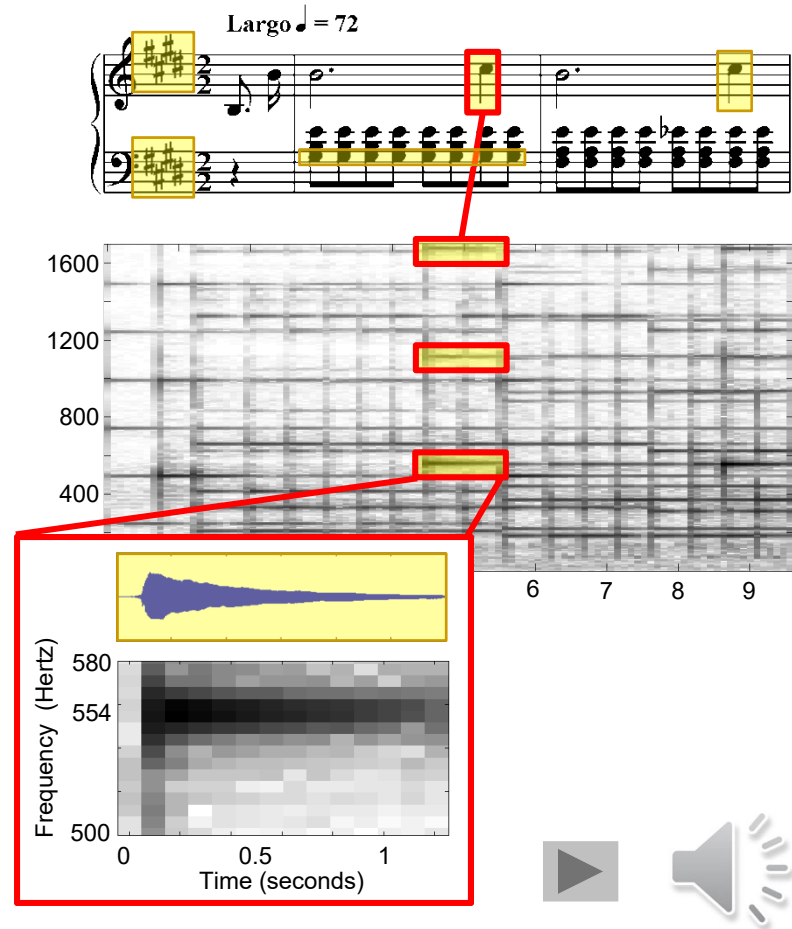
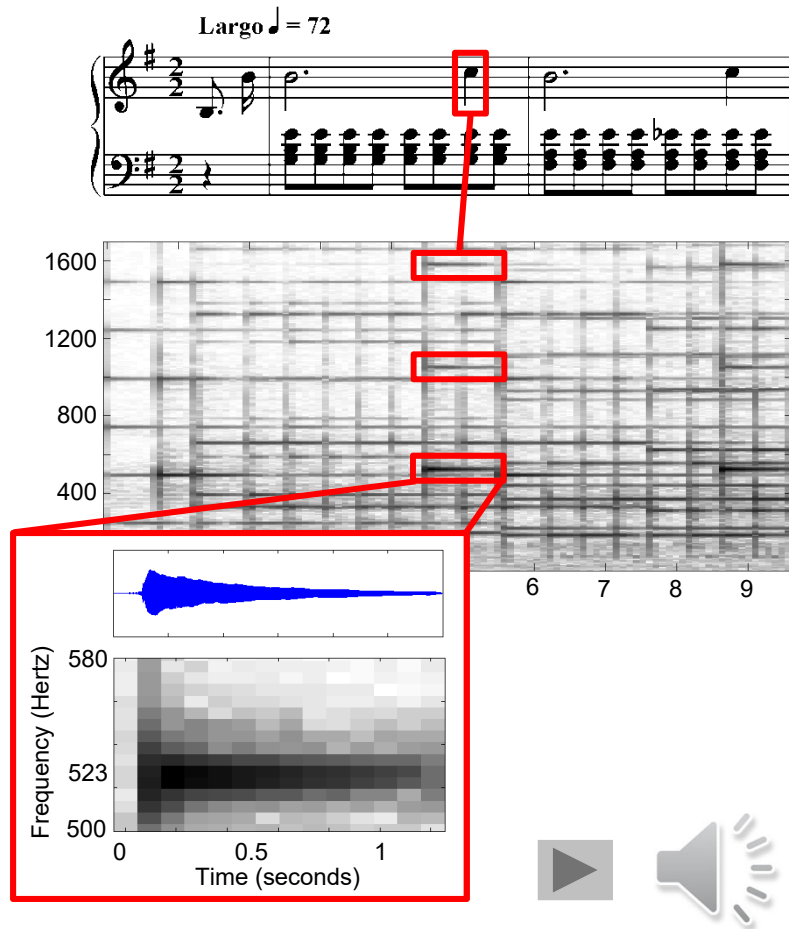
Spectral patterns



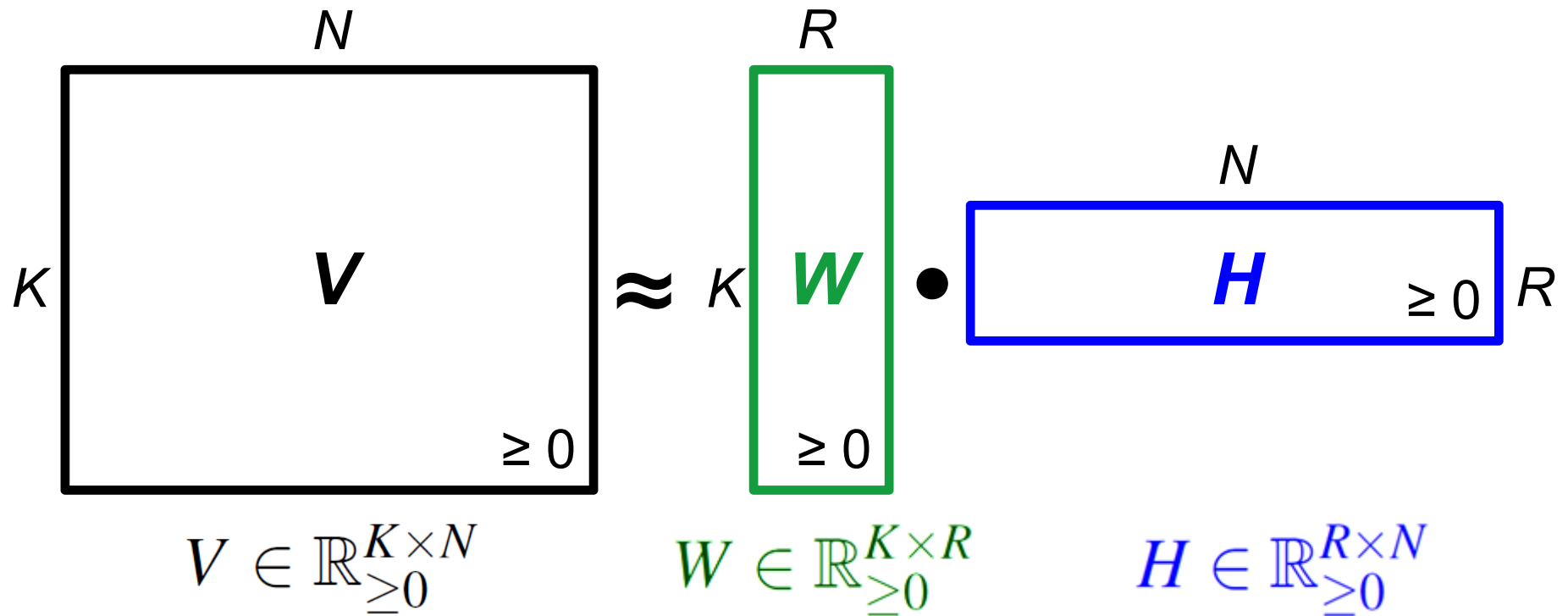
Activity patterns



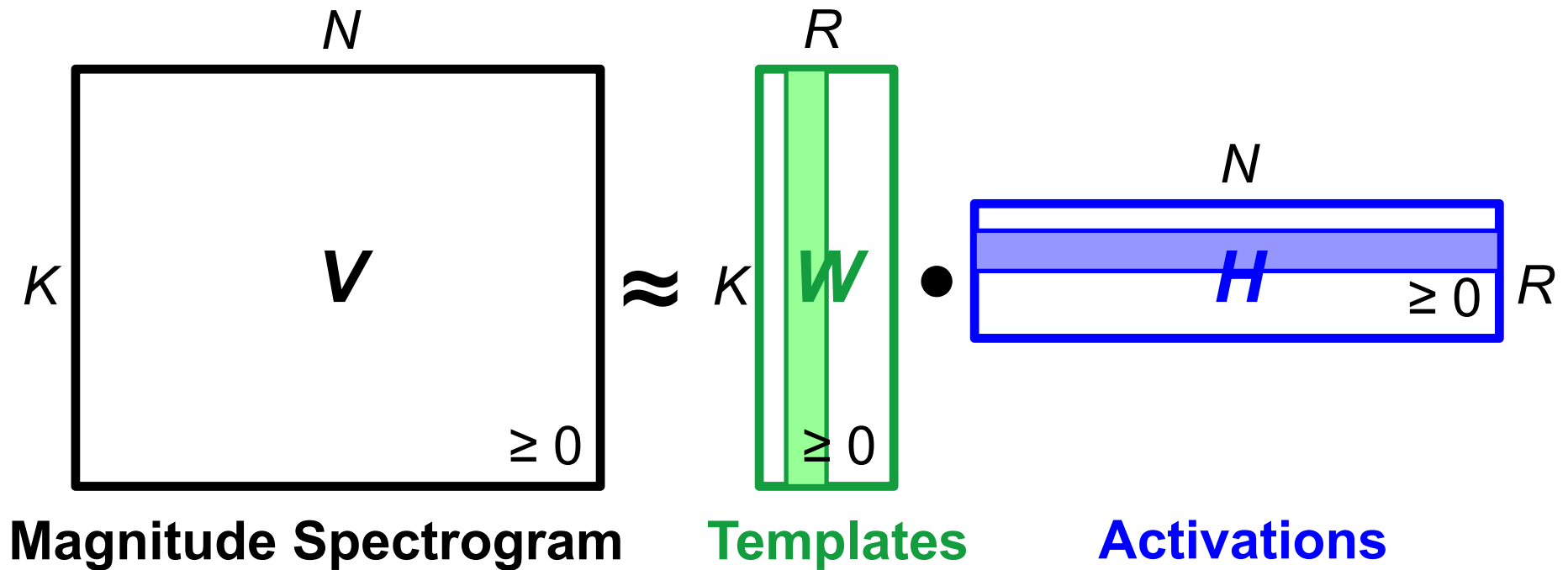
Score-Informed Audio Decomposition



Nonnegative Matrix Factorization (NMF)



Nonnegative Matrix Factorization (NMF)

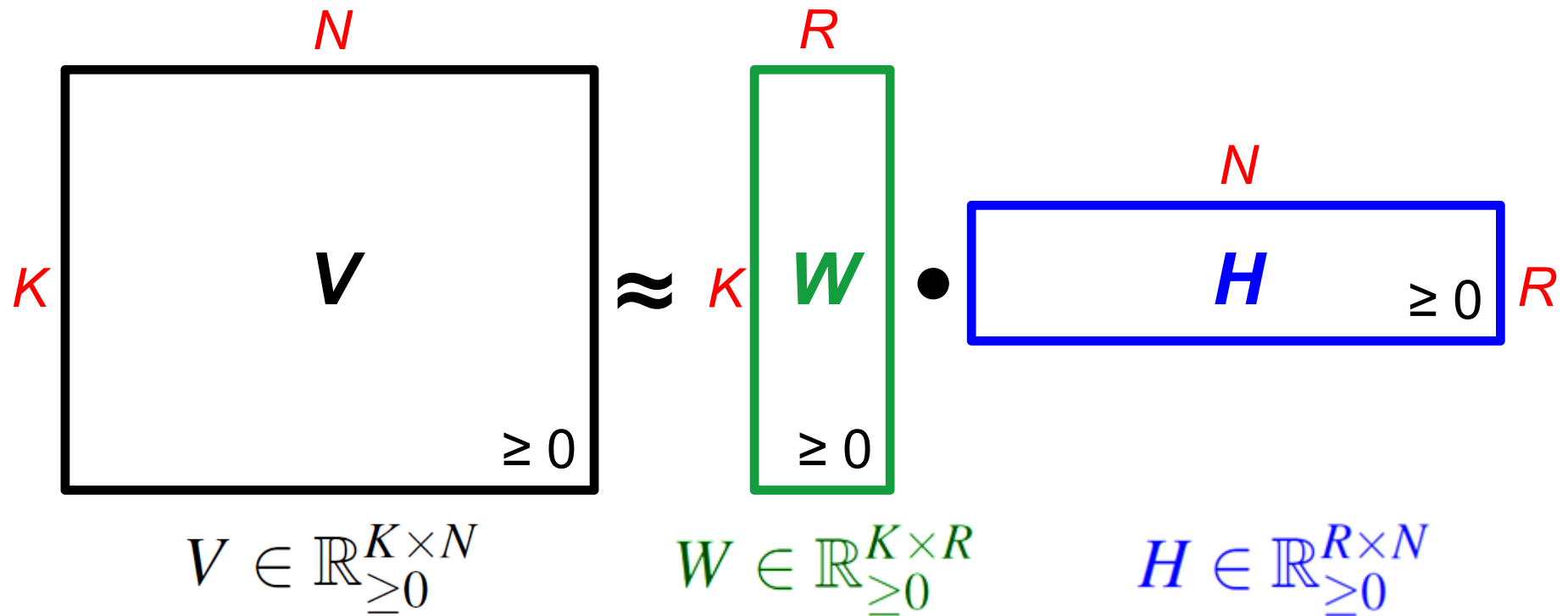


Templates: Pitch + Timbre

“How does it sound”

Activations: Onset time + Duration **“When does it sound”**

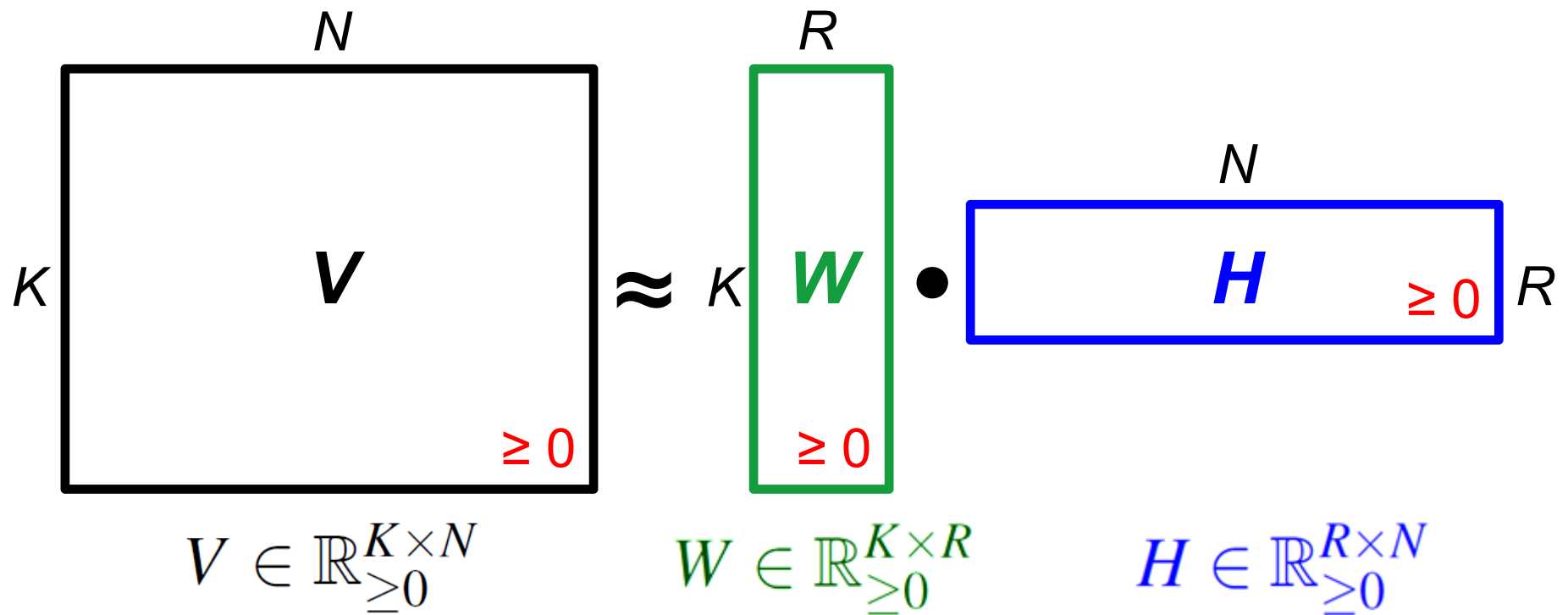
Nonnegative Matrix Factorization (NMF)



Dimensionality reduction

- K , N typically much larger than R (maximal rank)
- Example: $N = 1000$, $K = 500$, $R = 20$
 $K \times N = 500,000$, $K \times R = 10,000$, $R \times N = 20,000$

Nonnegative Matrix Factorization (NMF)



Nonnegativity:

- Prevents mutual cancellation of template vectors
- Encourages semantically meaningful decomposition

NMF Optimization

Optimization problem:

Given $V \in \mathbb{R}_{\geq 0}^{K \times N}$ and rank parameter R minimize

$$\|V - WH\|^2$$

with respect to $W \in \mathbb{R}_{\geq 0}^{K \times R}$ and $H \in \mathbb{R}_{\geq 0}^{R \times N}$.

Optimization not easy:

- Nonnegativity constraints
- Nonconvexity when jointly optimizing W and H

Strategy: Iteratively optimize W and H via gradient descent

NMF Optimization

Computation of gradient with respect to H (fixed W)

$$D := RN$$

$$\varphi^W : \mathbb{R}^D \rightarrow \mathbb{R}$$

$$\varphi^W(H) := \|V - WH\|^2$$

Variables

$$H \in \mathbb{R}^{R \times N}$$

$$H_{\rho v}$$

$$\rho \in [1 : R]$$

$$v \in [1 : N]$$

NMF Optimization

Computation of gradient with respect to H (fixed W)

$$\begin{aligned} D &:= RN \\ \varphi^W &: \mathbb{R}^D \rightarrow \mathbb{R} \\ \varphi^W(H) &:= \|V - WH\|^2 \end{aligned} \quad \frac{\partial \varphi^W}{\partial H_{\rho\nu}} = \frac{\partial \left(\sum_{k=1}^K \sum_{n=1}^N (V_{kn} - \sum_{r=1}^R W_{kr} H_{rn})^2 \right)}{\partial H_{\rho\nu}}$$

Variables

$$H \in \mathbb{R}^{R \times N}$$

$$H_{\rho\nu}$$

$$\rho \in [1 : R]$$

$$\nu \in [1 : N]$$

NMF Optimization

Computation of gradient with respect to H (fixed W)

$$D := RN$$

$$\varphi^W : \mathbb{R}^D \rightarrow \mathbb{R}$$

$$\varphi^W(H) := \|V - WH\|^2$$

$$\frac{\partial \varphi^W}{\partial H_{\rho v}} = \frac{\partial \left(\sum_{k=1}^K \sum_{n=1}^N (V_{kn} - \sum_{r=1}^R W_{kr} H_{rn})^2 \right)}{\partial H_{\rho v}}$$

$$= \frac{\partial \left(\sum_{k=1}^K (V_{kv} - \sum_{r=1}^R W_{kr} H_{rv})^2 \right)}{\partial H_{\rho v}}$$

Variables

$$H \in \mathbb{R}^{R \times N}$$

$$H_{\rho v}$$

$$\rho \in [1 : R]$$

$$v \in [1 : N]$$

Summand that does not depend on $H_{\rho v}$ must be zero

NMF Optimization

Computation of gradient with respect to H (fixed W)

$$D := RN$$

$$\varphi^W : \mathbb{R}^D \rightarrow \mathbb{R}$$

$$\varphi^W(H) := \|V - WH\|^2$$

$$\frac{\partial \varphi^W}{\partial H_{\rho v}} = \frac{\partial \left(\sum_{k=1}^K \sum_{n=1}^N (V_{kn} - \sum_{r=1}^R W_{kr} H_{rn})^2 \right)}{\partial H_{\rho v}}$$

$$= \frac{\partial \left(\sum_{k=1}^K (V_{kv} - \sum_{r=1}^R W_{kr} H_{rv})^2 \right)}{\partial H_{\rho v}}$$

$$= \sum_{k=1}^K 2 \left(V_{kv} - \sum_{r=1}^R W_{kr} H_{rv} \right) \cdot (-W_{k\rho})$$

Variables

$$H \in \mathbb{R}^{R \times N}$$

$$H_{\rho v}$$

$$\rho \in [1 : R]$$

$$v \in [1 : N]$$

Apply chain rule
from calculus

NMF Optimization

Computation of gradient with respect to H (fixed W)

$$D := RN$$

$$\varphi^W : \mathbb{R}^D \rightarrow \mathbb{R}$$

$$\varphi^W(H) := \|V - WH\|^2$$

Variables

$$H \in \mathbb{R}^{R \times N}$$

$$H_{\rho v}$$

$$\rho \in [1 : R]$$

$$v \in [1 : N]$$

$$\frac{\partial \varphi^W}{\partial H_{\rho v}} = \frac{\partial \left(\sum_{k=1}^K \sum_{n=1}^N (V_{kn} - \sum_{r=1}^R W_{kr} H_{rn})^2 \right)}{\partial H_{\rho v}}$$

$$= \frac{\partial \left(\sum_{k=1}^K (V_{kv} - \sum_{r=1}^R W_{kr} H_{rv})^2 \right)}{\partial H_{\rho v}}$$

$$= \sum_{k=1}^K 2 \left(V_{kv} - \sum_{r=1}^R W_{kr} H_{rv} \right) \cdot (-W_{k\rho})$$

$$= 2 \left(\sum_{r=1}^R \sum_{k=1}^K W_{k\rho} W_{kr} H_{rv} - \sum_{k=1}^K W_{k\rho} V_{kv} \right)$$

Rearrange
summands

NMF Optimization

Computation of gradient with respect to H (fixed W)

$$D := RN$$

$$\varphi^W : \mathbb{R}^D \rightarrow \mathbb{R}$$

$$\varphi^W(H) := \|V - WH\|^2$$

$$\begin{aligned} \frac{\partial \varphi^W}{\partial H_{\rho v}} &= \frac{\partial \left(\sum_{k=1}^K \sum_{n=1}^N (V_{kn} - \sum_{r=1}^R W_{kr} H_{rn})^2 \right)}{\partial H_{\rho v}} \\ &= \frac{\partial \left(\sum_{k=1}^K (V_{kv} - \sum_{r=1}^R W_{kr} H_{rv})^2 \right)}{\partial H_{\rho v}} \\ &= \sum_{k=1}^K 2 \left(V_{kv} - \sum_{r=1}^R W_{kr} H_{rv} \right) \cdot (-W_{k\rho}) \\ &= 2 \left(\sum_{r=1}^R \sum_{k=1}^K W_{k\rho} W_{kr} H_{rv} - \sum_{k=1}^K W_{k\rho} V_{kv} \right) \\ &= 2 \left(\sum_{r=1}^R \left(\sum_{k=1}^K W_{\rho k}^\top W_{kr} \right) H_{rv} - \sum_{k=1}^K W_{\rho k}^\top V_{kv} \right) \end{aligned}$$

Variables

$$H \in \mathbb{R}^{R \times N}$$

$$H_{\rho v}$$

$$\rho \in [1 : R]$$

$$v \in [1 : N]$$

Introduce
transposed W^\top

NMF Optimization

Computation of gradient with respect to H (fixed W)

$$D := RN$$

$$\varphi^W : \mathbb{R}^D \rightarrow \mathbb{R}$$

$$\varphi^W(H) := \|V - WH\|^2$$

$$\begin{aligned} \frac{\partial \varphi^W}{\partial H_{\rho v}} &= \frac{\partial \left(\sum_{k=1}^K \sum_{n=1}^N (V_{kn} - \sum_{r=1}^R W_{kr} H_{rn})^2 \right)}{\partial H_{\rho v}} \\ &= \frac{\partial \left(\sum_{k=1}^K (V_{kv} - \sum_{r=1}^R W_{kr} H_{rv})^2 \right)}{\partial H_{\rho v}} \\ &= \sum_{k=1}^K 2 \left(V_{kv} - \sum_{r=1}^R W_{kr} H_{rv} \right) \cdot (-W_{k\rho}) \\ &= 2 \left(\sum_{r=1}^R \sum_{k=1}^K W_{k\rho} W_{kr} H_{rv} - \sum_{k=1}^K W_{k\rho} V_{kv} \right) \\ &= 2 \left(\sum_{r=1}^R \left(\sum_{k=1}^K W_{\rho k}^\top W_{kr} \right) H_{rv} - \sum_{k=1}^K W_{\rho k}^\top V_{kv} \right) \\ &= 2 \left((W^\top W H)_{\rho v} - (W^\top V)_{\rho v} \right). \end{aligned}$$

Variables

$$H \in \mathbb{R}^{R \times N}$$

$$H_{\rho v}$$

$$\rho \in [1 : R]$$

$$v \in [1 : N]$$

NMF Optimization

Gradient descent

Initialization $H^{(0)} \in \mathbb{R}^{R \times N}$

Iteration for $\ell = 0, 1, 2, \dots$

$$H_{rn}^{(\ell+1)} = H_{rn}^{(\ell)} - \gamma_{rn}^{(\ell)} \cdot \left((W^\top W H^{(\ell)})_{rn} - (W^\top V)_{rn} \right)$$

with suitable learning rate $\gamma_{rn}^{(\ell)} \geq 0$

NMF Optimization

Gradient descent

Initialization $H^{(0)} \in \mathbb{R}^{R \times N}$

Iteration for $\ell = 0, 1, 2, \dots$

$$H_{rn}^{(\ell+1)} = H_{rn}^{(\ell)} - \gamma_{rn}^{(\ell)} \cdot \left((W^\top W H^{(\ell)})_{rn} - (W^\top V)_{rn} \right)$$

with suitable learning rate $\gamma_{rn}^{(\ell)} \geq 0$

Issues:

- How to do the initialization?
- How to choose the learning rate?
- How to ensure nonnegativity?

NMF Optimization

Gradient descent

Initialization $H^{(0)} \in \mathbb{R}^{R \times N}$

Iteration for $\ell = 0, 1, 2, \dots$

Choose adaptive learning rate:

$$\gamma_{rn}^{(\ell)} := \frac{H_{rn}^{(\ell)}}{(W^T W H^{(\ell)})_{rn}}$$

$$\begin{aligned} H_{rn}^{(\ell+1)} &= H_{rn}^{(\ell)} - \gamma_{rn}^{(\ell)} \cdot \left((W^T W H^{(\ell)})_{rn} - (W^T V)_{rn} \right) \\ &= H_{rn}^{(\ell)} \cdot \frac{(W^T V)_{rn}}{(W^T W H^{(\ell)})_{rn}} \end{aligned}$$

Issues:

- How to do the initialization?
- How to choose the learning rate?
- How to ensure nonnegativity?

NMF Optimization

Gradient descent

Initialization $H^{(0)} \in \mathbb{R}^{R \times N}$

Iteration for $\ell = 0, 1, 2, \dots$

Choose adaptive learning rate:

$$\gamma_{rn}^{(\ell)} := \frac{H_{rn}^{(\ell)}}{(W^T W H^{(\ell)})_{rn}}$$

$$\begin{aligned} H_{rn}^{(\ell+1)} &= H_{rn}^{(\ell)} - \gamma_{rn}^{(\ell)} \cdot \left((W^T W H^{(\ell)})_{rn} - (W^T V)_{rn} \right) \\ &= H_{rn}^{(\ell)} \cdot \frac{(W^T V)_{rn}}{(W^T W H^{(\ell)})_{rn}} \end{aligned}$$

Issues:

- How to do the initialization?
- How to choose the learning rate?
- How to ensure nonnegativity?

- Update rules become multiplicative
- Nonnegative values stay nonnegative

NMF Optimization

NMF Algorithm

Lee, Seung: Algorithms for Non-Negative Matrix Factorization. Proc. NIPS, 2000.

Algorithm: NMF ($V \approx WH$)

Input: Nonnegative matrix V of size $K \times N$
Rank parameter $R \in \mathbb{N}$
Threshold ε used as stop criterion

Output: Nonnegative template matrix W of size $K \times R$
Nonnegative activation matrix H of size $R \times N$

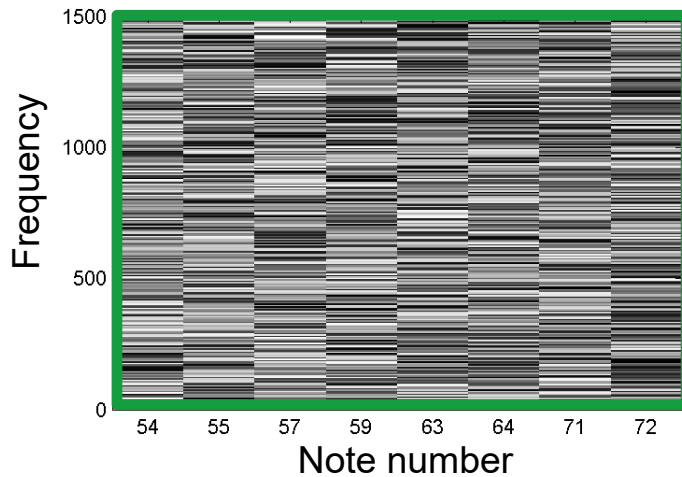
Procedure: Define nonnegative matrices $W^{(0)}$ and $H^{(0)}$ by some random or informed initialization. Furthermore set $\ell = 0$. Apply the following update rules (written in matrix notation):

- (1) $H^{(\ell+1)} = H^{(\ell)} \odot (((W^{(\ell)})^\top V) \oslash ((W^{(\ell)})^\top W^{(\ell)} H^{(\ell)}))$
- (2) $W^{(\ell+1)} = W^{(\ell)} \odot ((V(H^{(\ell+1)})^\top) \oslash (W^{(\ell)} H^{(\ell+1)} (H^{(\ell+1)})^\top))$
- (3) Increase ℓ by one.

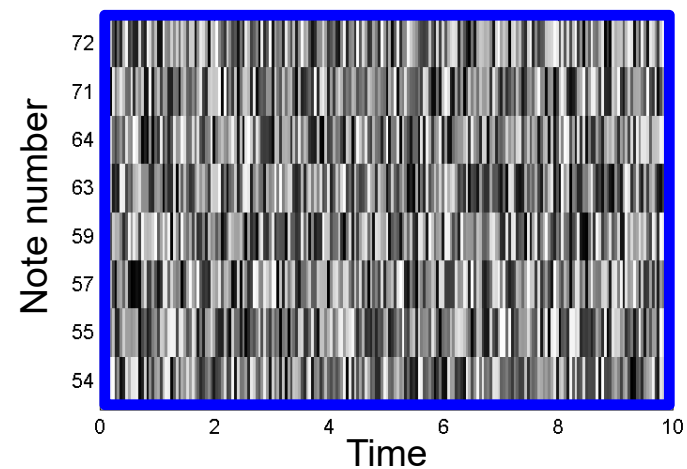
Repeat the steps (1) to (3) until $\|H^{(\ell)} - H^{(\ell-1)}\| \leq \varepsilon$ and $\|W^{(\ell)} - W^{(\ell-1)}\| \leq \varepsilon$ (or until some other stop criterion is fulfilled). Finally, set $H = H^{(\ell)}$ and $W = W^{(\ell)}$.

NMF-based Spectrogram Decomposition

Template initialization



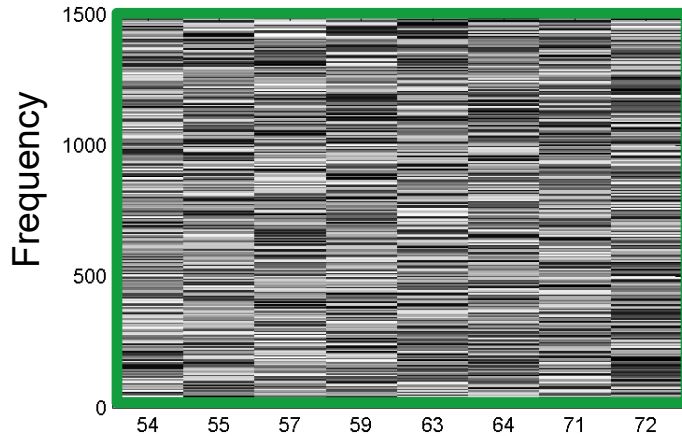
Activation initialization



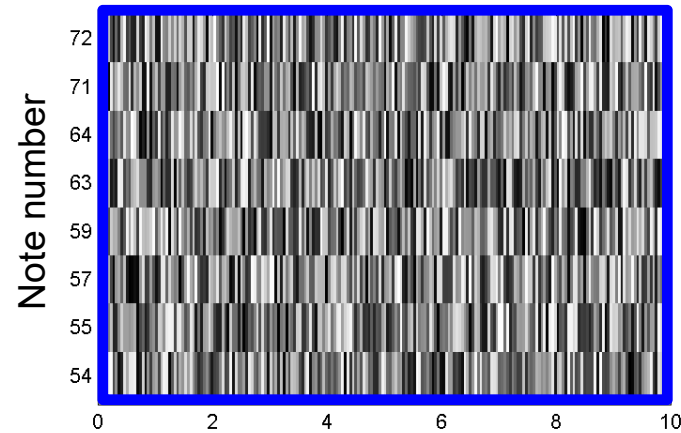
Random initialization

NMF-based Spectrogram Decomposition

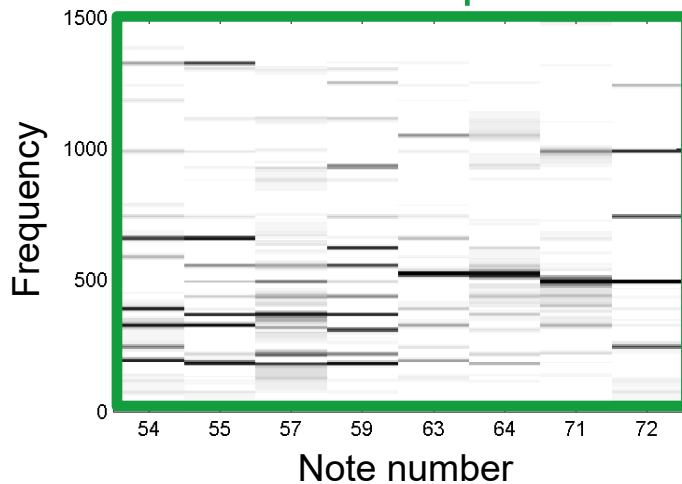
Template initialization



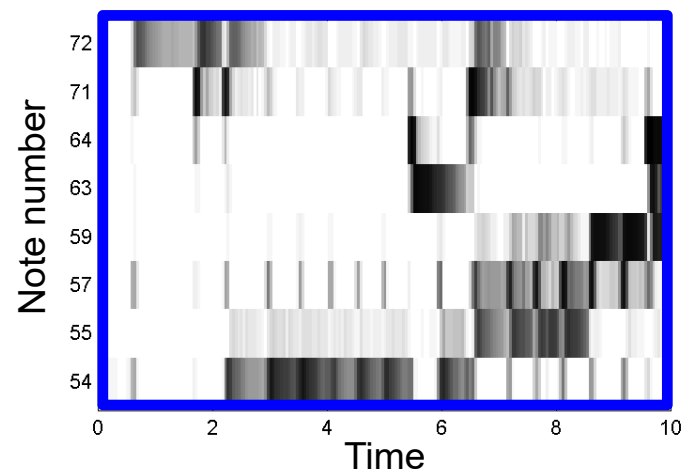
Activation initialization



Learnt templates



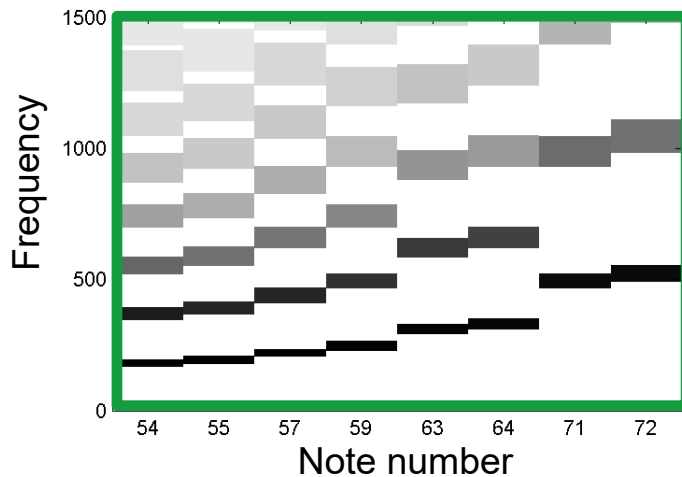
Learnt activations



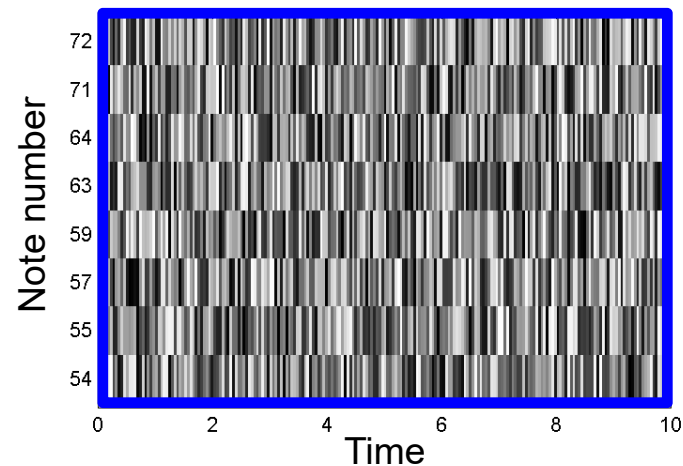
Random initialization → No semantic meaning

Constrained NMF: Templates

Template initialization



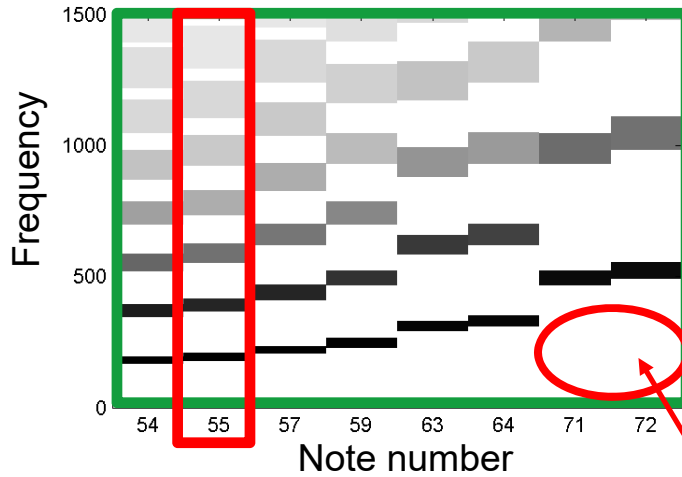
Activation initialization



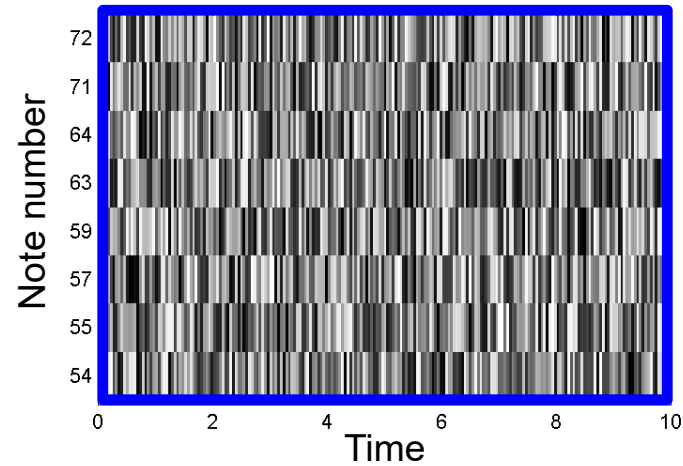
Enforce harmonic structure with zero-valued entries

Constrained NMF: Templates

Template initialization



Activation initialization

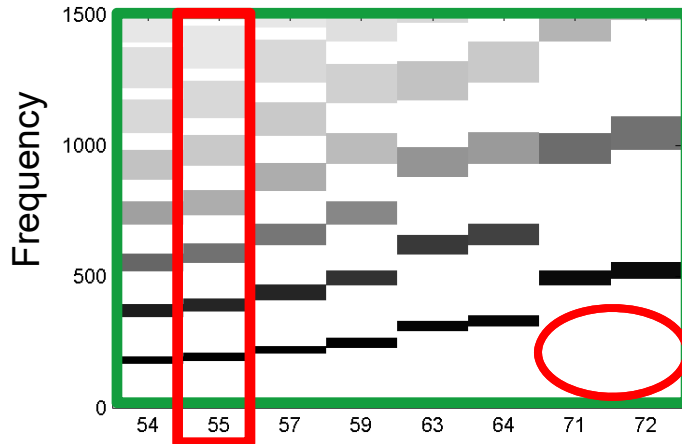


Template constraint for $p=55$

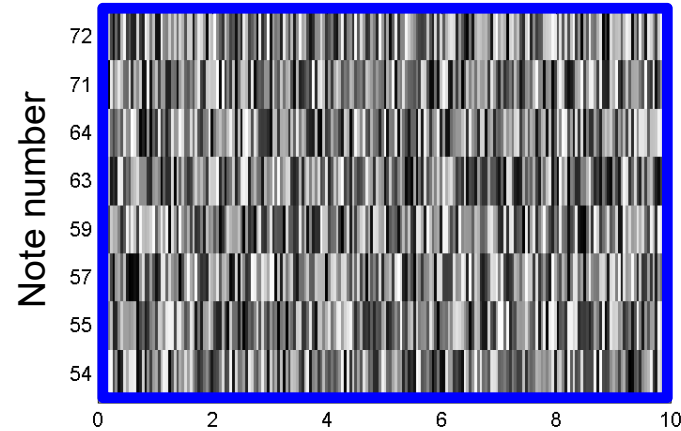
Enforce harmonic structure with zero-valued entries

Constrained NMF: Templates

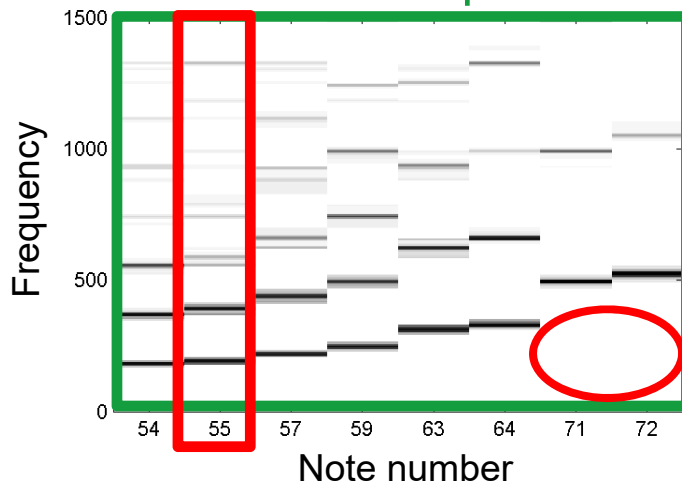
Template initialization



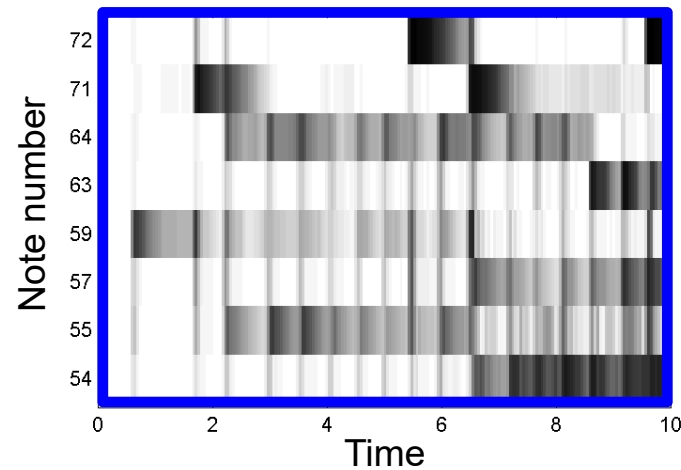
Activation initialization



Learnt templates



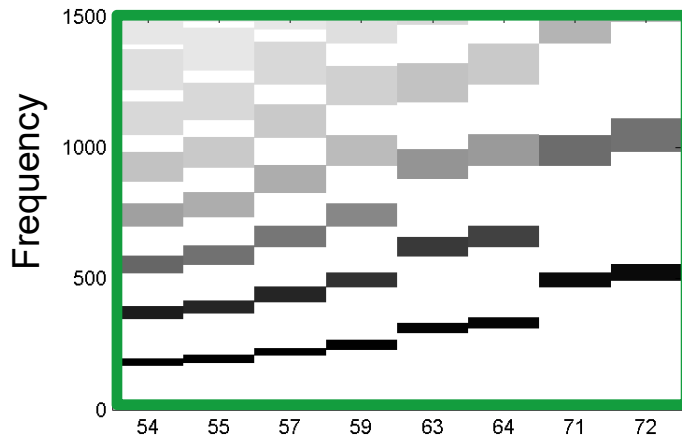
Learnt activations



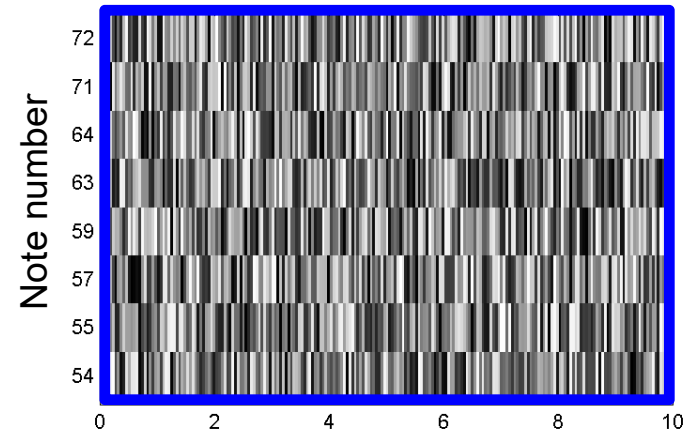
Zero-valued entries remain zero-valued entries!

Constrained NMF: Templates

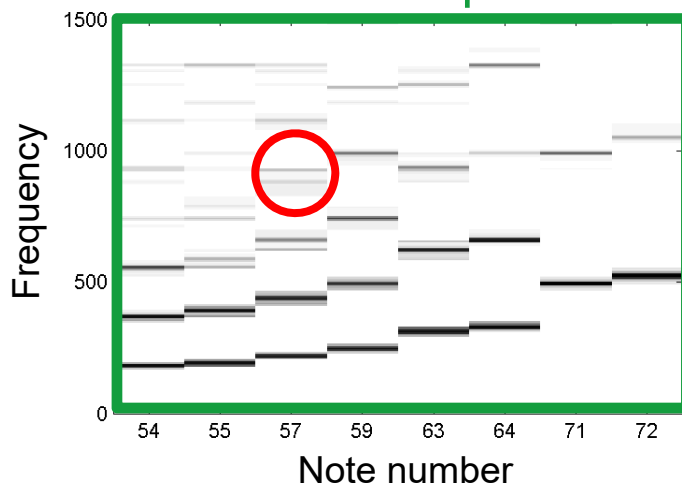
Template initialization



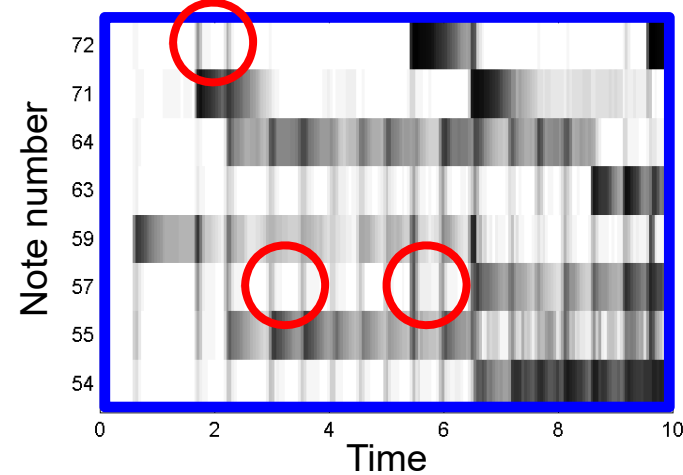
Activation initialization



Learnt templates



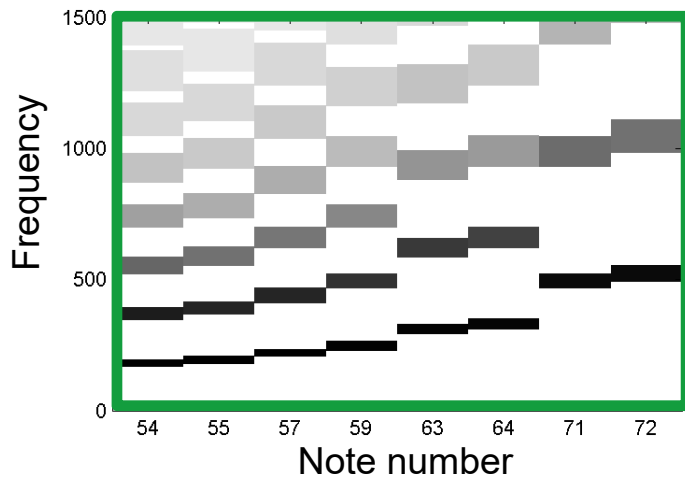
Learnt activations



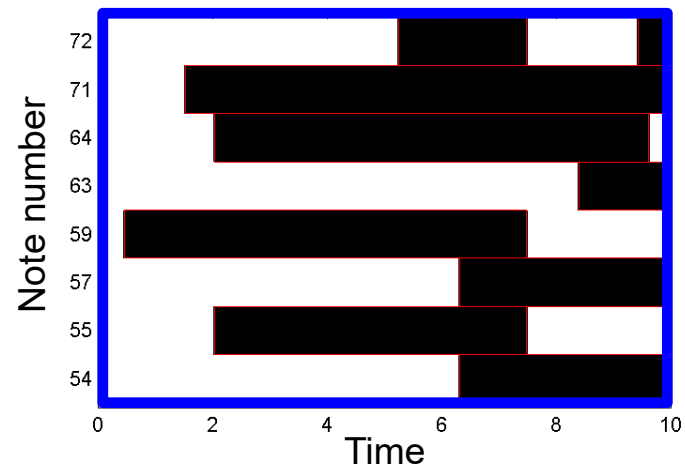
Pitch templates misused to represent onsets

Constrained NMF: Double Constraints

Template initialization

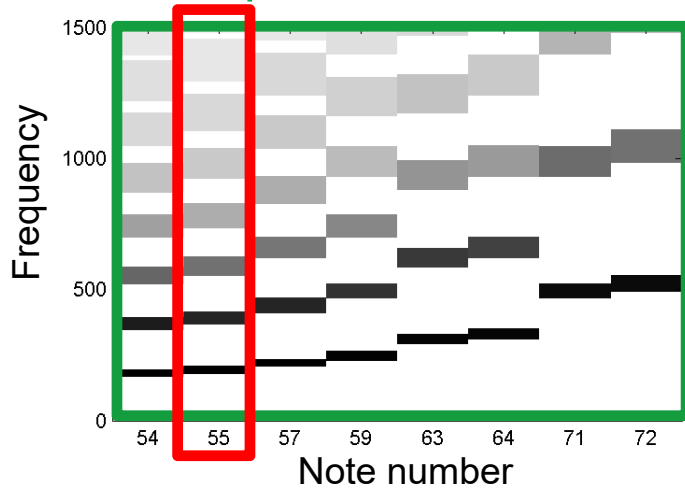


Activation initialization



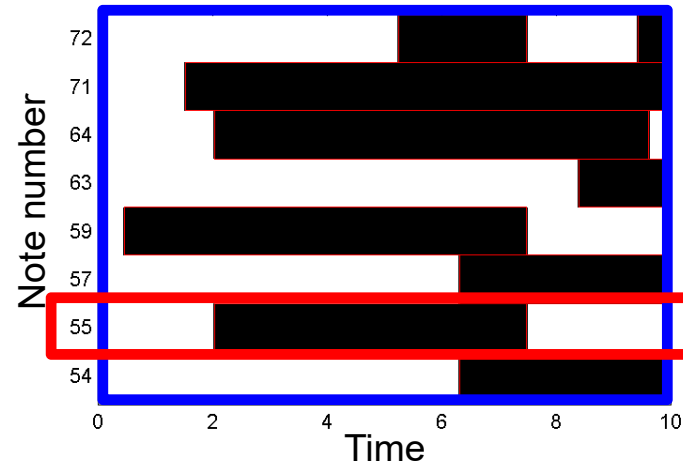
Constrained NMF: Double Constraints

Template initialization



Template constraint for $p=55$

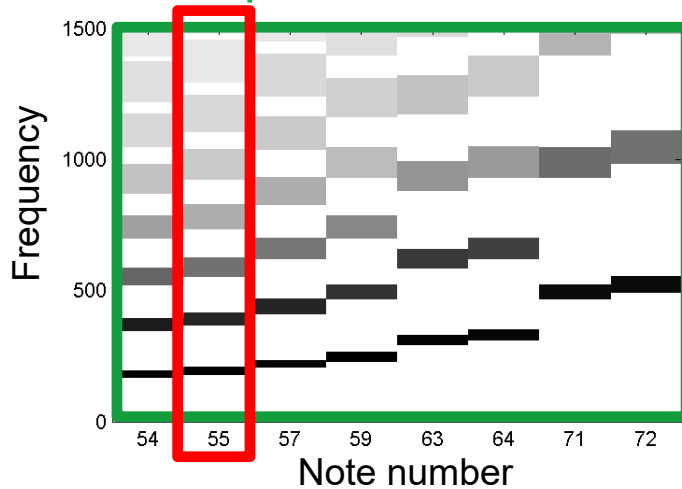
Activation initialization



Activation constraints for $p=55$

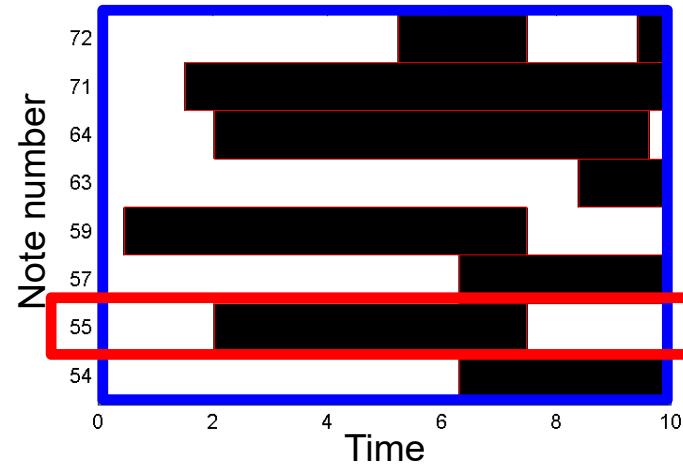
Constrained NMF: Double Constraints

Template initialization



Template constraint for $p=55$

Activation initialization

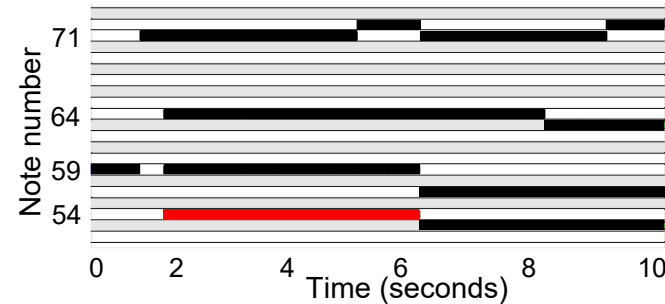



Activation constraints for $p=55$

Such information may come from a synchronized score

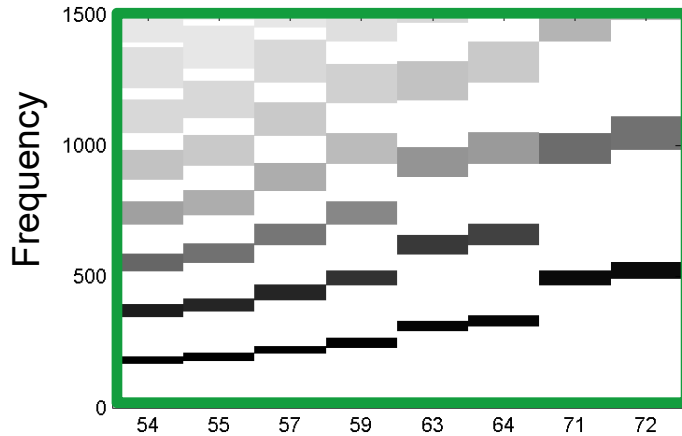


Sheet music

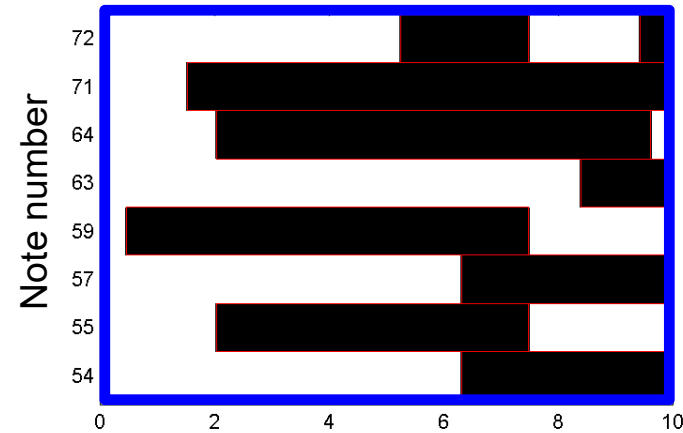


Constrained NMF: Double Constraints

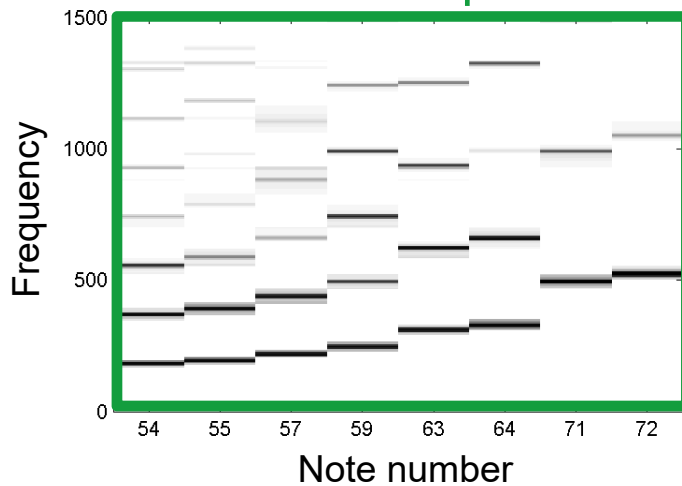
Template initialization



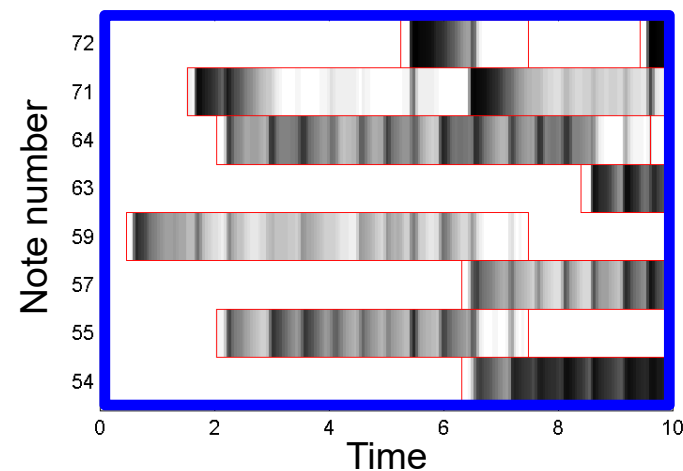
Activation initialization



Learnt templates



Learnt activations



Original



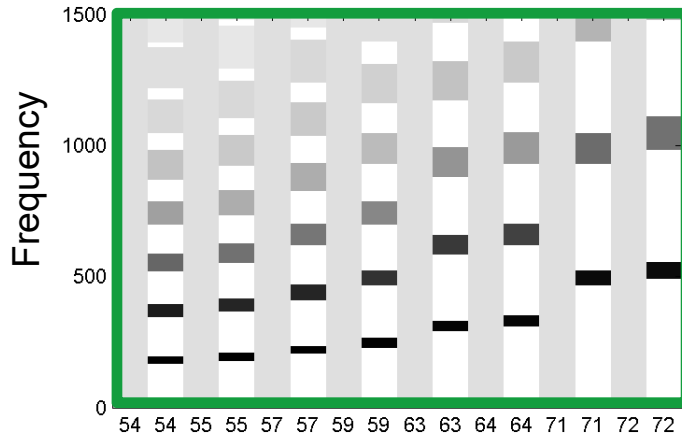
Model



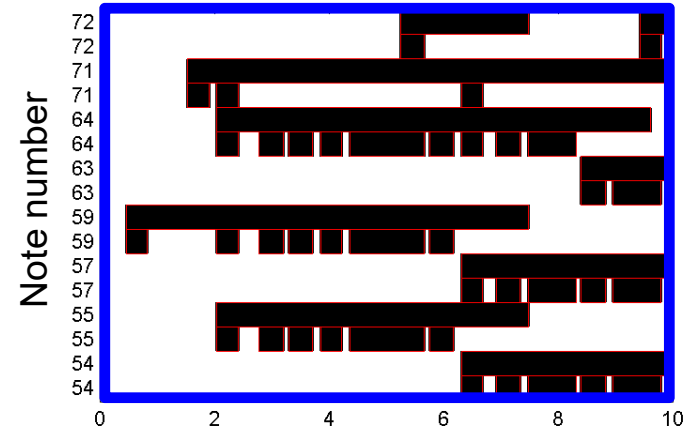
Significant gain in structure, but onsets are missing

Constrained NMF: Onset Templates

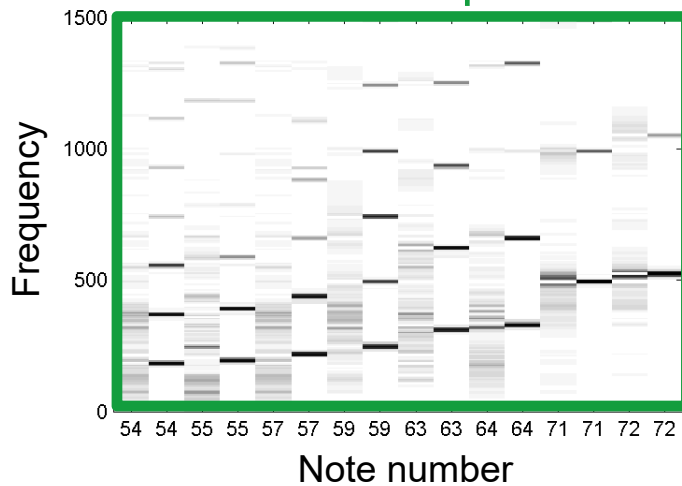
Template initialization



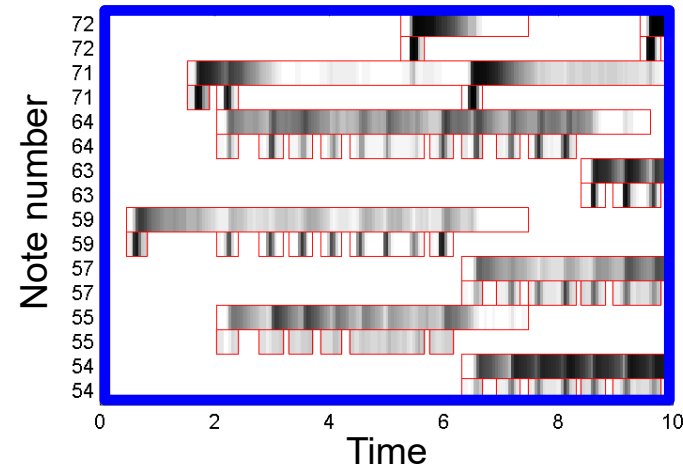
Activation initialization



Learnt templates



Learnt activations



Original



Model
Onset



Score-Informed Audio Decomposition

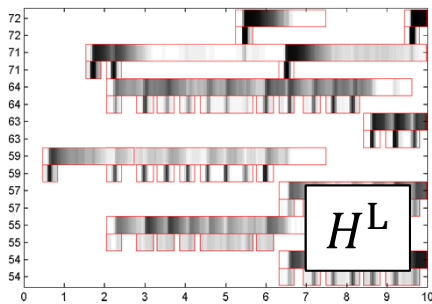
Application: Separating left and right hands for piano



1. Split activation matrix



H^R


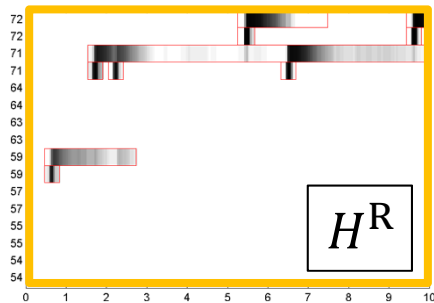


Score-Informed Audio Decomposition

Application: Separating left and right hands for piano



1. Split activation matrix

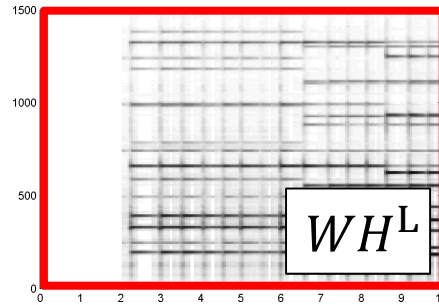
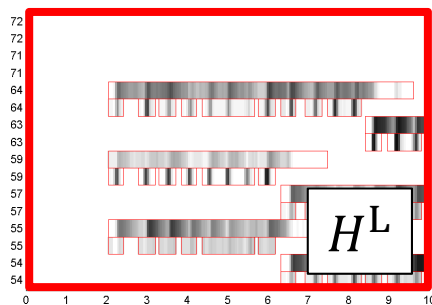
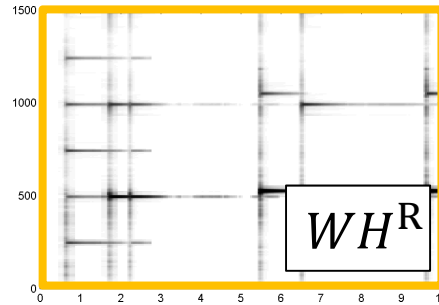
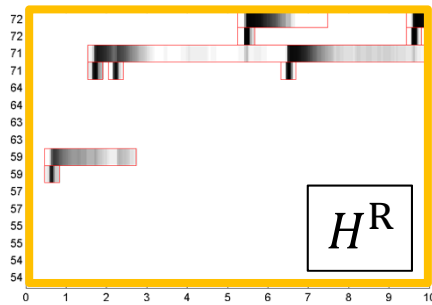


Score-Informed Audio Decomposition

Application: Separating left and right hands for piano



1. Split activation matrix
2. Model spectrogram for left/right


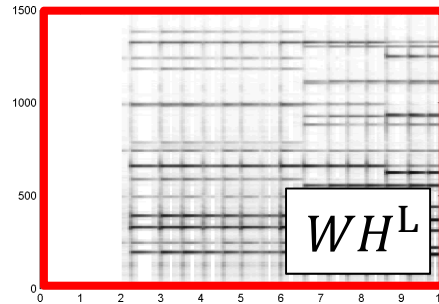


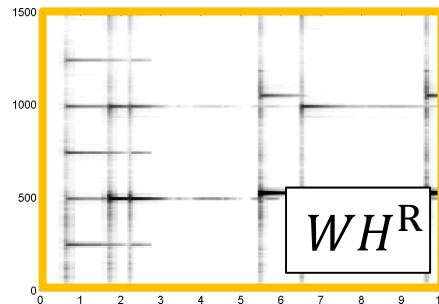
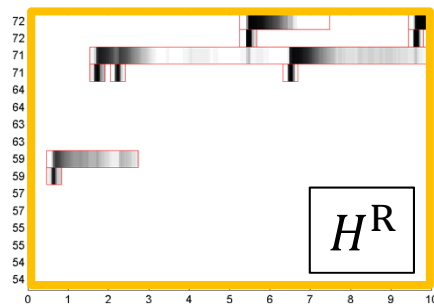


Score-Informed Audio Decomposition

Application: Separating left and right hands for piano



1. Split activation matrix
2. Model spectrogram for left/right
3. Separation masks for left/right

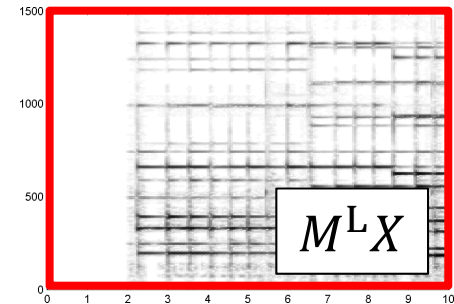

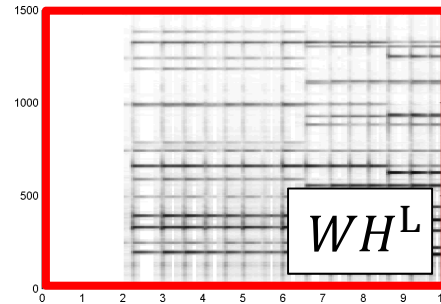

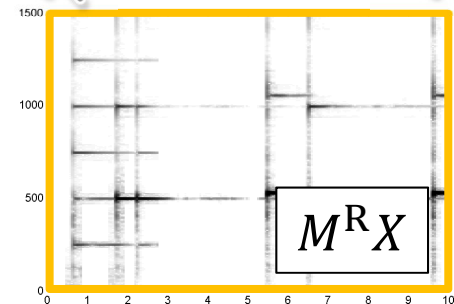


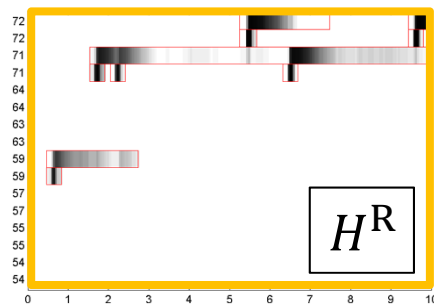



Score-Informed Audio Decomposition

Application: Separating left and right hands for piano



1. Split activation matrix
2. Model spectrogram for left/right
3. Separation masks for left/right
4. Estimated spectrograms for left/right



Score-Informed Audio Decomposition

Application: Separating left and right hands for piano

Chopin, Waltz Op. 64, No. 1

Molto Vivace

leggiero

Original



Score-Informed Constraints

Ewert, Müller: Using Score-Informed Constraints for NMF-based Source Separation. Proc. ICASSP, 2012.

Further results available at

<http://www.mpi-inf.mpg.de/resources/MIR/ICASSP2012-ScoreInformedNMF/>

Score-Informed Audio Decomposition

Application: Separating left and right hands for piano

Chopin, Waltz Op. 64, No. 1

Molto Vivace



Original



Left/right hand



Right hand



Left hand



Score-Informed Constraints

Ewert, Müller: Using Score-Informed Constraints for NMF-based Source Separation. Proc. ICASSP, 2012.

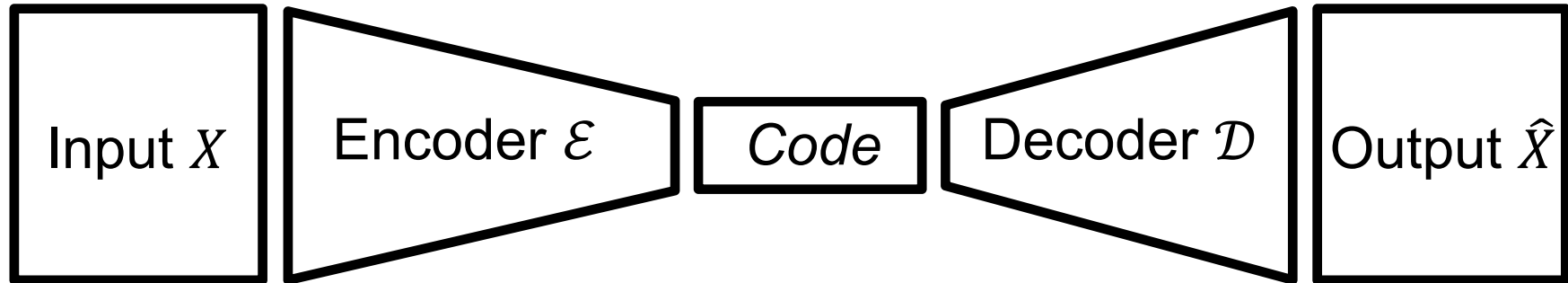
Further results available at

<http://www.mpi-inf.mpg.de/resources/MIR/ICASSP2012-ScoreInformedNMF/>

Conclusions (NMF)

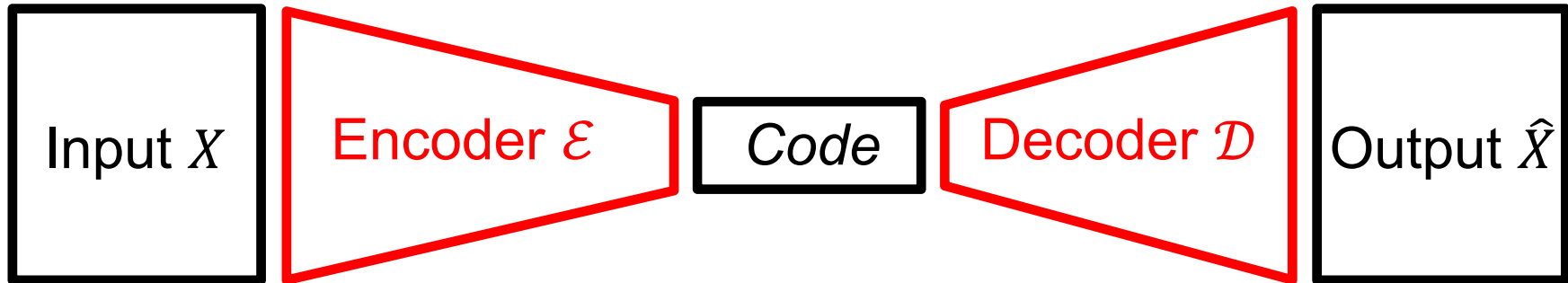
- NMF used for spectrogram decomposition
- Multiplicative update rules make it easy to constrain NMF model via zero initialization
- Exploiting score information to guide separation process (requires score–audio synchronization)
- Application: Separation of arbitrary note groups from given audio recording

Autoencoder



- Specific type of neural network
- Encoder: Compress input X into a low-dimensional code
- Decoder: Reconstruct output \hat{X} from code

Autoencoder

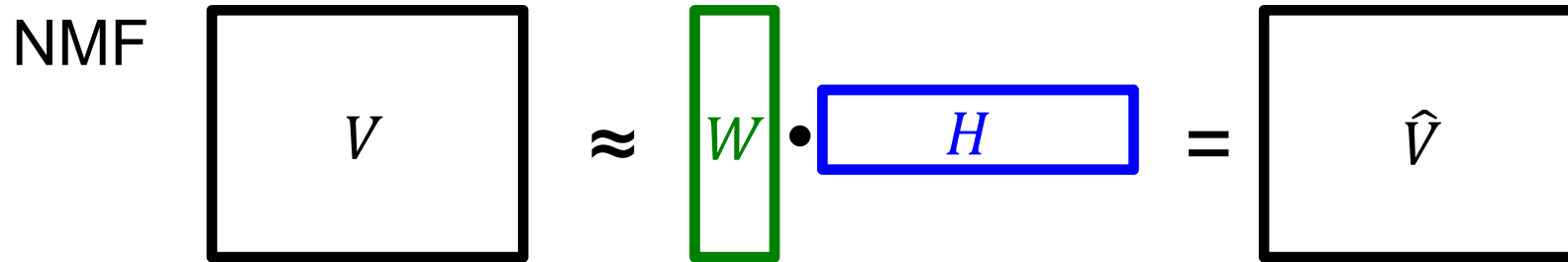


- Specific type of neural network
- Encoder: Compress input X into a low-dimensional code
- Decoder: Reconstruct output \hat{X} from code
- Goal: Learn **parameters** for **encoder** and **decoder** such that output is close to input with respect to some loss function:

$$\mathcal{L}(X, \hat{X}) \approx 0$$

NMF and Autoencoder (AE)

Nonnegative Autoencoder
Smaragdis, Venkataramani: A Neural Network Alternative to Non-Negative Audio Models, Proc. ICASSP 2017.

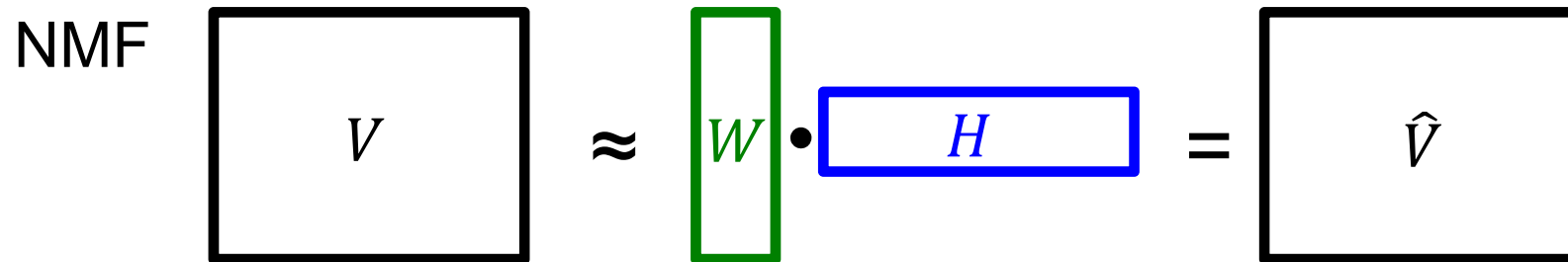


$V \approx WH$ implies $W^+V \approx H$ with pseudoinverse W^+

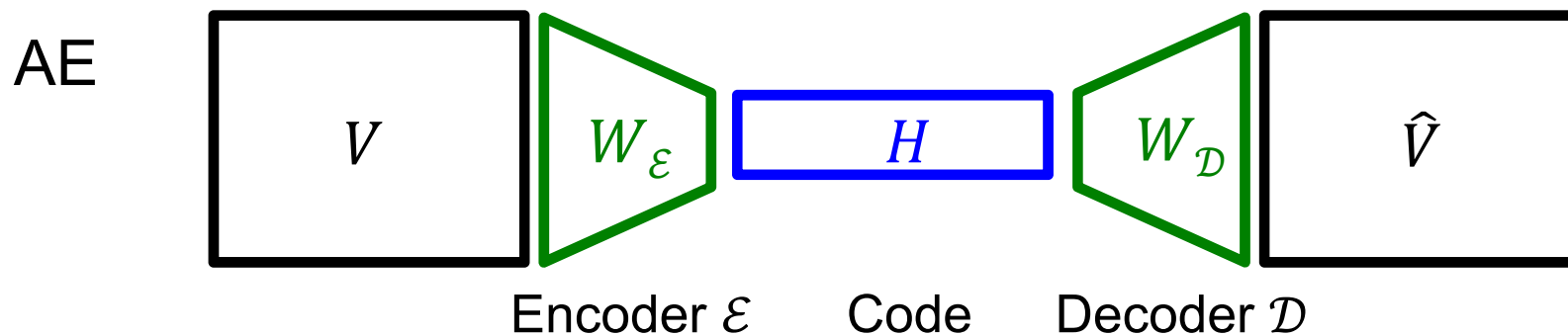
NMF and Autoencoder (AE)

Nonnegative Autoencoder

Smaragdis, Venkataramani: A Neural Network Alternative to Non-Negative Audio Models, Proc. ICASSP 2017.



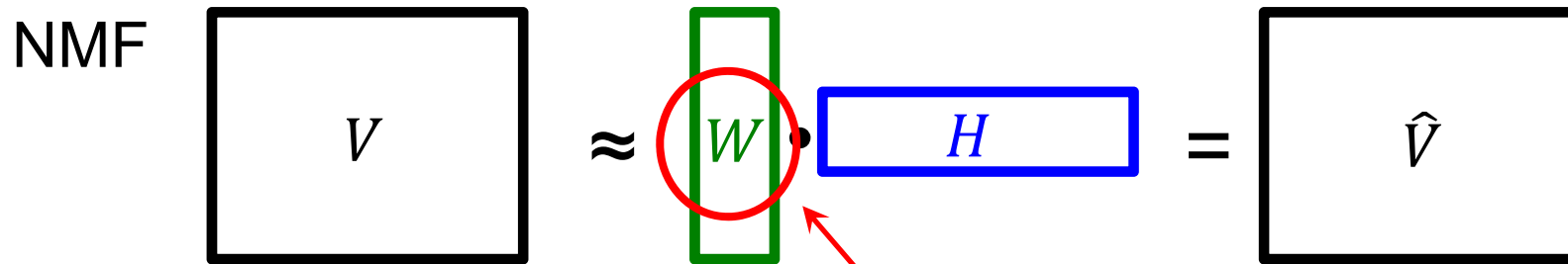
$V \approx WH$ implies $W^+V \approx H$ with pseudoinverse W^+



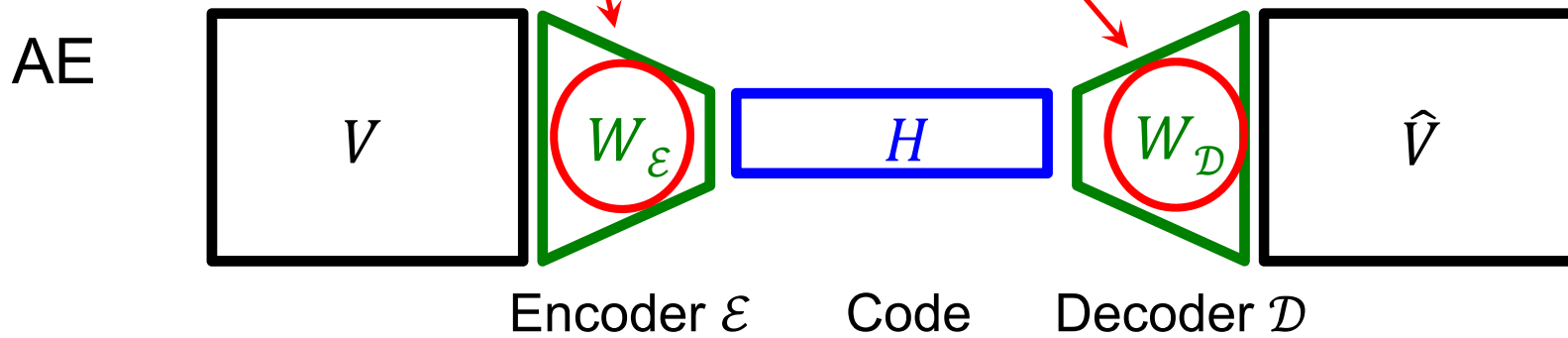
1. Layer: $H = W_{\mathcal{E}} V$
2. Layer: $\hat{V} = W_{\mathcal{D}} H$

NMF and Autoencoder (AE)

Nonnegative Autoencoder
 Smaragdis, Venkataramani: A Neural Network Alternative to Non-Negative Audio Models, Proc. ICASSP 2017.



$V \approx WH$ implies $W^+V \approx H$ with pseudoinverse W^+



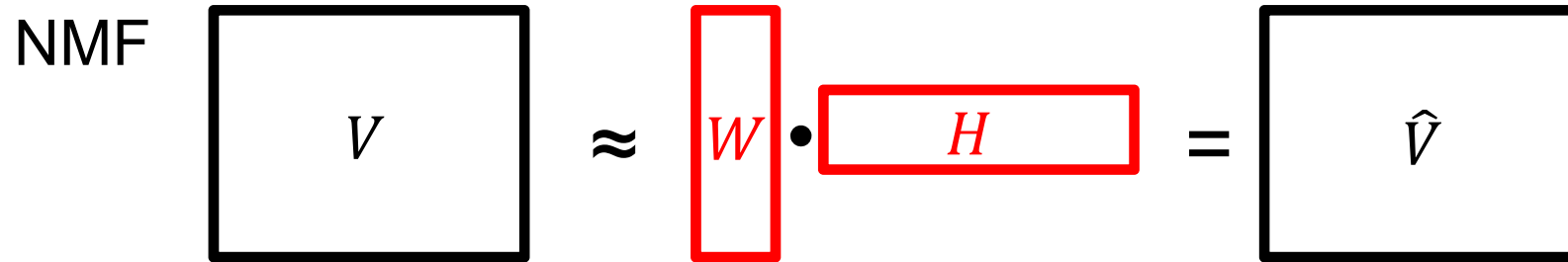
1. Layer: $H = W_{\mathcal{E}} V$
2. Layer: $\hat{V} = W_{\mathcal{D}} H$

Fully connected network

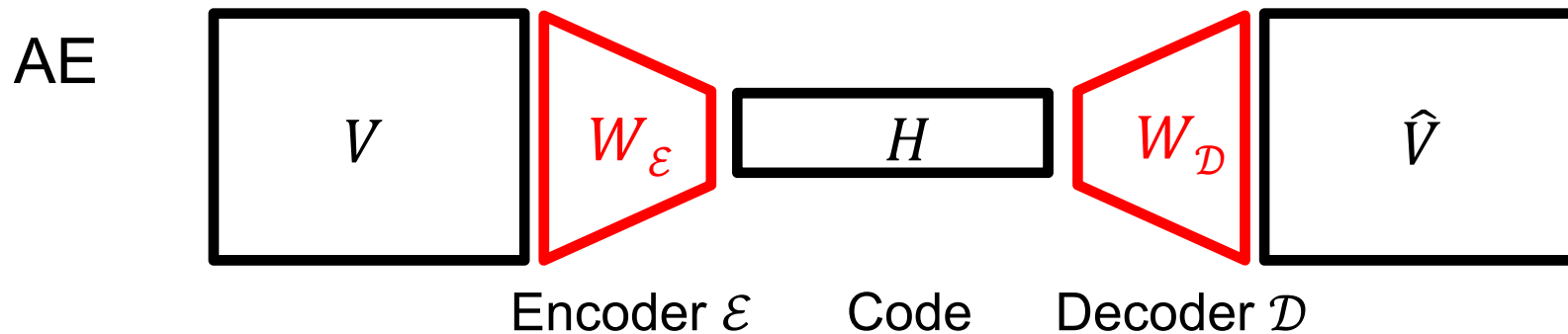
NMF and Autoencoder (AE)

Nonnegative Autoencoder

Smaragdis, Venkataramani: A Neural Network Alternative to Non-Negative Audio Models, Proc. ICASSP 2017.



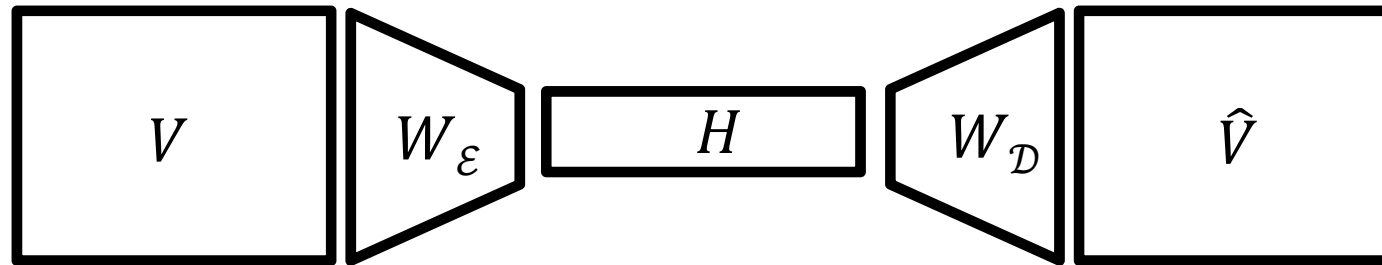
$V \approx WH$ implies $W^+V \approx H$ with pseudoinverse W^+



1. Layer: $H = W_{\mathcal{E}} V$
2. Layer: $\hat{V} = W_{\mathcal{D}} H$

NMF: Learn H and W
AE: Learn $W_{\mathcal{E}}$ and $W_{\mathcal{D}}$

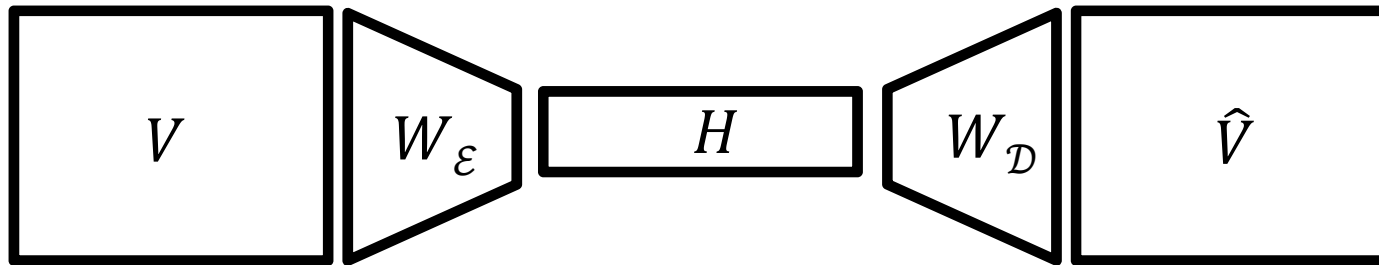
Nonnegative Autoencoder (NAE)



1. Layer: $H = W_\epsilon V$
2. Layer: $\hat{V} = W_D H$

- How can one adjust the AE to simulate NMF?
- How can one achieve nonnegativity?
- How can one incorporate musical knowledge?
- ...

Nonnegative Autoencoder (NAE)

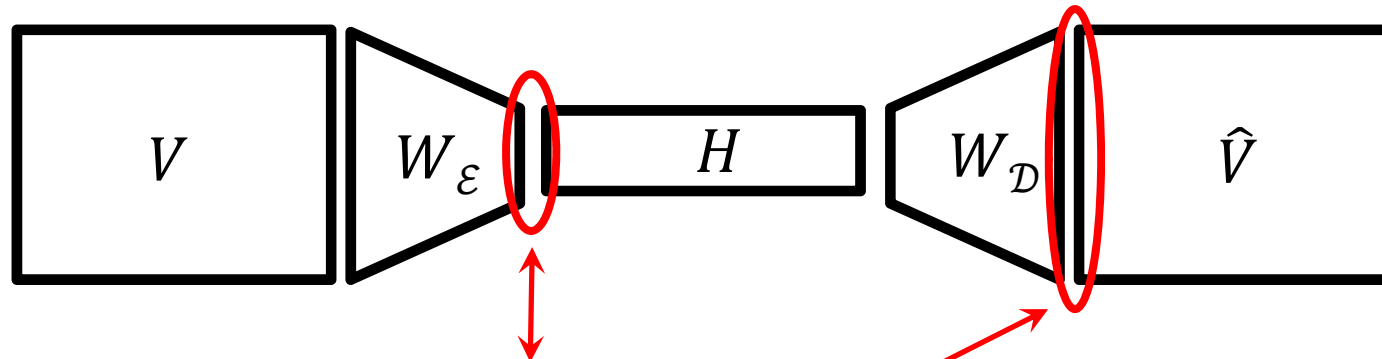


1. Layer: $H = W_\epsilon V$
2. Layer: $\hat{V} = W_D H$

$$\mathcal{L}(V, \hat{V}) = \|V - \hat{V}\|^2$$

- **Loss function:** same as in NMF

Nonnegative Autoencoder (NAE)

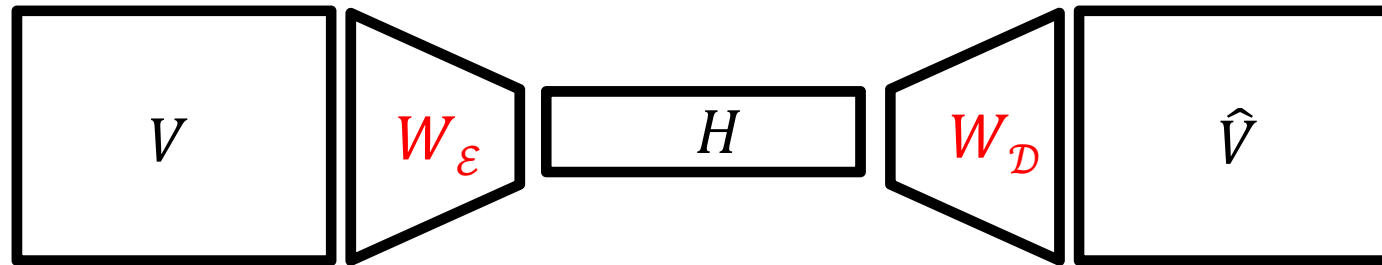


1. Layer: $H = \max(W_\epsilon V, 0)$
2. Layer: $\hat{V} = \max(W_D H, 0)$

$$\mathcal{L}(V, \hat{V}) = \|V - \hat{V}\|^2$$

- Loss function: same as in NMF
- Activation function (**ReLU**) makes H and \hat{V} nonnegative

Nonnegative Autoencoder (NAE)



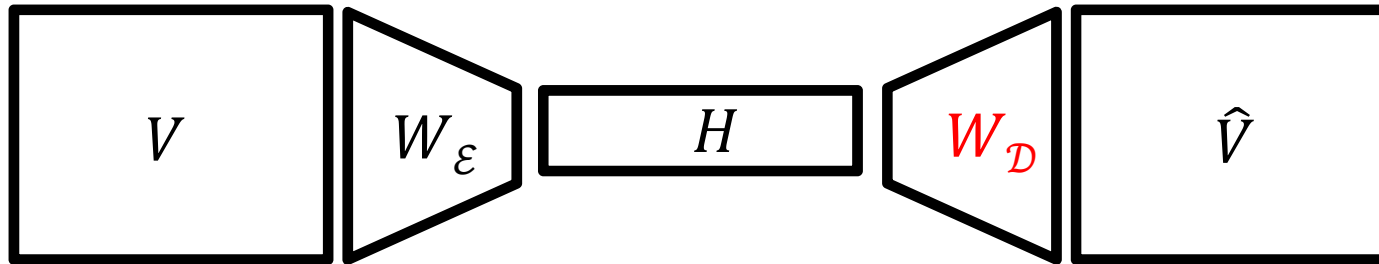
1. Layer: $H = \max(W_\epsilon V, 0)$
2. Layer: $\hat{V} = \max(W_D H, 0)$

$$\mathcal{L}(V, \hat{V}) = \|V - \hat{V}\|^2$$

$$W_D \leftarrow \max\left(W_D - \gamma \frac{\partial \mathcal{L}}{\partial W_D}, 0\right)$$

- Loss function: same as in NMF
- Activation function (ReLU) makes H and \hat{V} nonnegative
- **Projected gradient descent** can be used to keep W_D (and W_ϵ) nonnegative

Musical Constraints



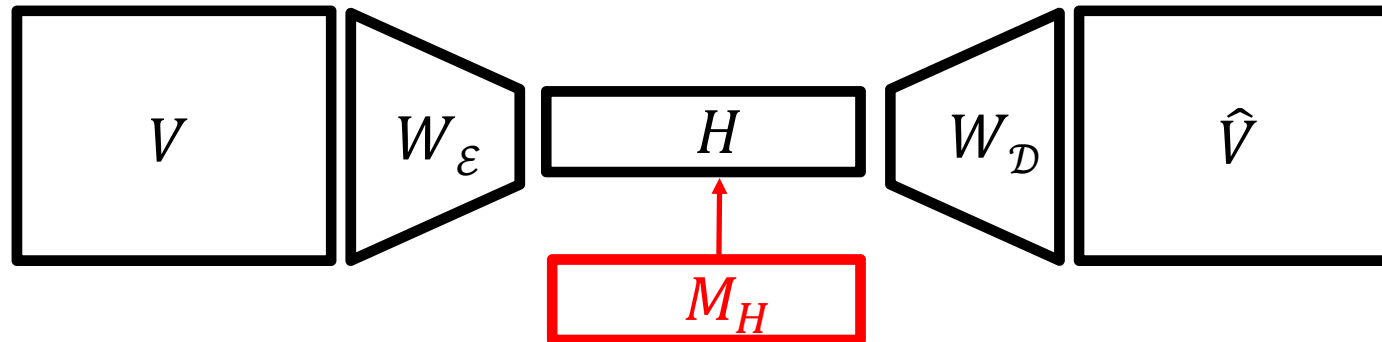
$$H = \max(W_\epsilon V, 0)$$

$$\hat{V} = \max(W_D H, 0)$$

- **Template constraints:** Project certain entries in W_D to zero values (using projected gradient decent)

Musical Constraints

Ewert, Sandler: Structured Dropout for Weak Label and Multi-Instance Learning and Its Application to Score-Informed Source Separation. Proc. ICASSP, 2017.



$$H' = H \odot M_H$$
$$\hat{V} = \max(W_D H', 0)$$

- Template constraints: Project certain entries in W_D to zero values (using projected gradient decent)
- Activation constraints: Use structured dropout by applying pointwise multiplication with binary mask M_H

NAE with Multiplicative Update Rules

- Multiplicative update rules in NMF:
 - Preserve nonnegativity
 - Lead to fast convergence
- Question: Can one introduce multiplicative update rules to train network weights for NAE?
- Use in additive gradient descent

$$W^{(\ell+1)} = W^{(\ell)} - \gamma \cdot \frac{\partial \mathcal{L}}{\partial W}$$

a suitable (adaptive) learning rate γ .

NAE with Multiplicative Update Rules

- Encoder:

$$H = W_{\mathcal{E}}V$$

- Structured Dropout:

$$H' = H \odot M_H$$

- Decoder:

$$\hat{V} = W_{\mathcal{D}}H'$$

NMF vs. NAE

Özer, Hansen, Zunner, Müller: Investigating Nonnegative Autoencoders for Efficient Audio Decomposition. Proc. EUSIPCO, 2022.

NAE with Multiplicative Update Rules

- Encoder:

$$H = W_{\mathcal{E}}V$$

$$W_{\mathcal{E},rk}^{(\ell+1)} = W_{\mathcal{E},rk}^{(\ell)} \cdot \frac{\left(\left((W_{\mathcal{D}}^{\top}V) \odot M_H \right) V^{\top} \right)_{rk}}{\left(\left((W_{\mathcal{D}}^{\top}W_{\mathcal{D}}H^{(\ell)}) \odot M_H \right) V^{\top} \right)_{rk}}$$

- Structured Dropout:

$$H' = H \odot M_H$$

- Decoder:

$$\hat{V} = W_{\mathcal{D}}H'$$

$$W_{\mathcal{D},kr}^{(\ell+1)} = W_{\mathcal{D},kr}^{(\ell)} \cdot \frac{(VH'^{\top})_{kr}}{(W_{\mathcal{D}}^{(\ell)}H'H'^{\top})_{kr}}$$

Similar idea and computation as for NMF.

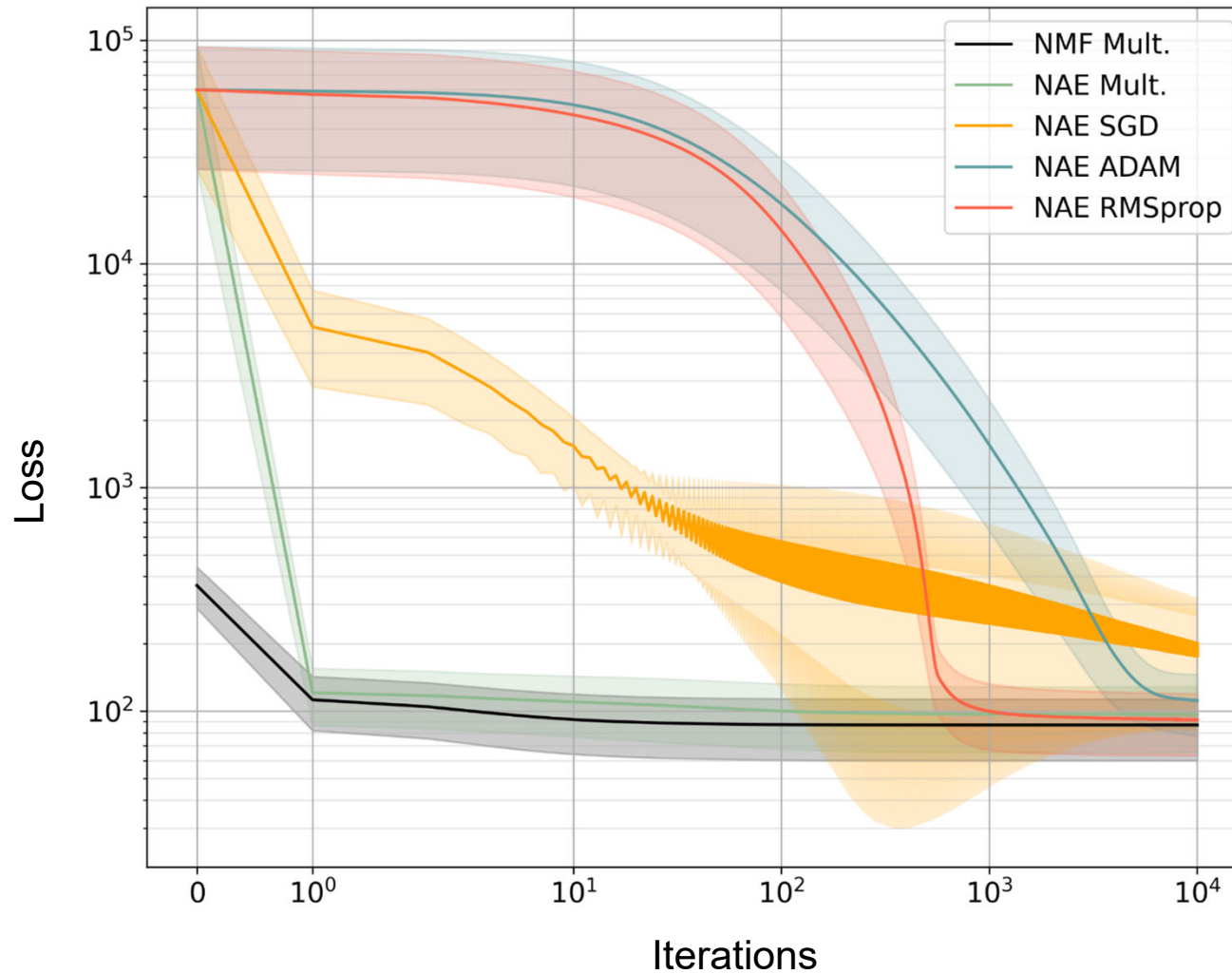
NMF vs. NAE

Özer, Hansen, Zunner, Müller: Investigating Nonnegative Autoencoders for Efficient Audio Decomposition. Proc. EUSIPCO, 2022.

Approximation Loss

NMF vs. NAE

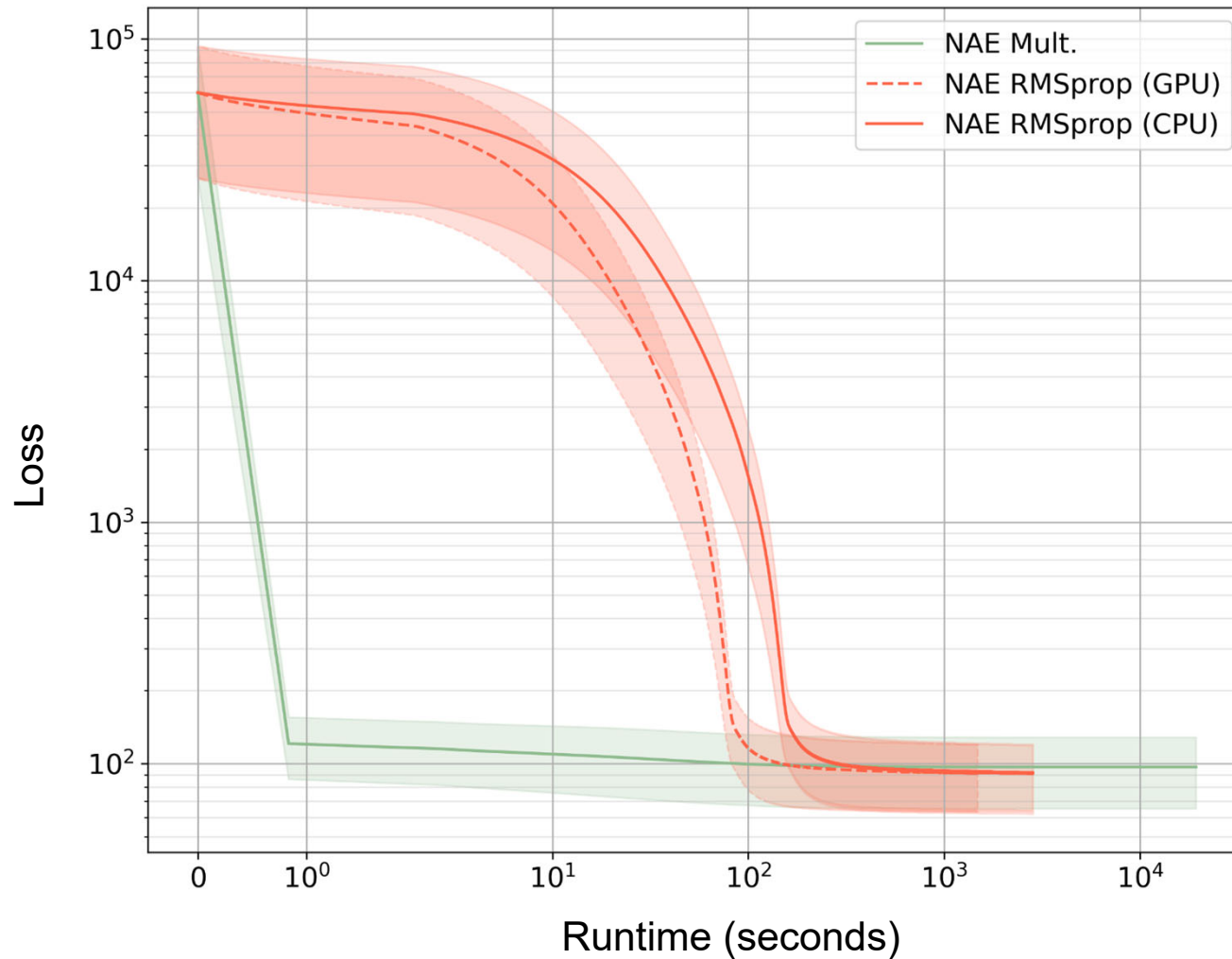
Özer, Hansen, Zunner, Müller: Investigating Nonnegative Autoencoders for Efficient Audio Decomposition. Proc. EUSIPCO, 2022.



Approximation Loss

NMF vs. NAE

Özer, Hansen, Zunner, Müller: Investigating Nonnegative Autoencoders for Efficient Audio Decomposition. Proc. EUSIPCO, 2022.



Conclusions (NAE)

- Simulation of NMF:
 - Decoder corresponds to NMF templates
 - Encoder learns a kind of pseudo-inverse
 - Code corresponds to NMF activations
- Nonnegativity can be achieved via
 - activation function (ReLU)
 - projected gradient descent
 - multiplicative update rules
- Musical knowledge can be integrated via
 - removing network weights (template constraints)
 - structured dropout (activation constraints)


Outlook

- More complex networks
 - Deeper networks (more layers)
 - Different layer types (CNN, RNN, ...) and activation functions
 - Modification of loss function and regularization terms
- Understanding encoder – decoder relationship
 - Nonnegativity
 - Pseudo-inverse
- Update rules
 - Constraints and convergence issues
 - Adaptive learning rates and projected gradient descent

Score-Informed Audio Decomposition

Audio mosaicing (style transfer)

Target signal: Beatles–Let it be



Source signal: Bees



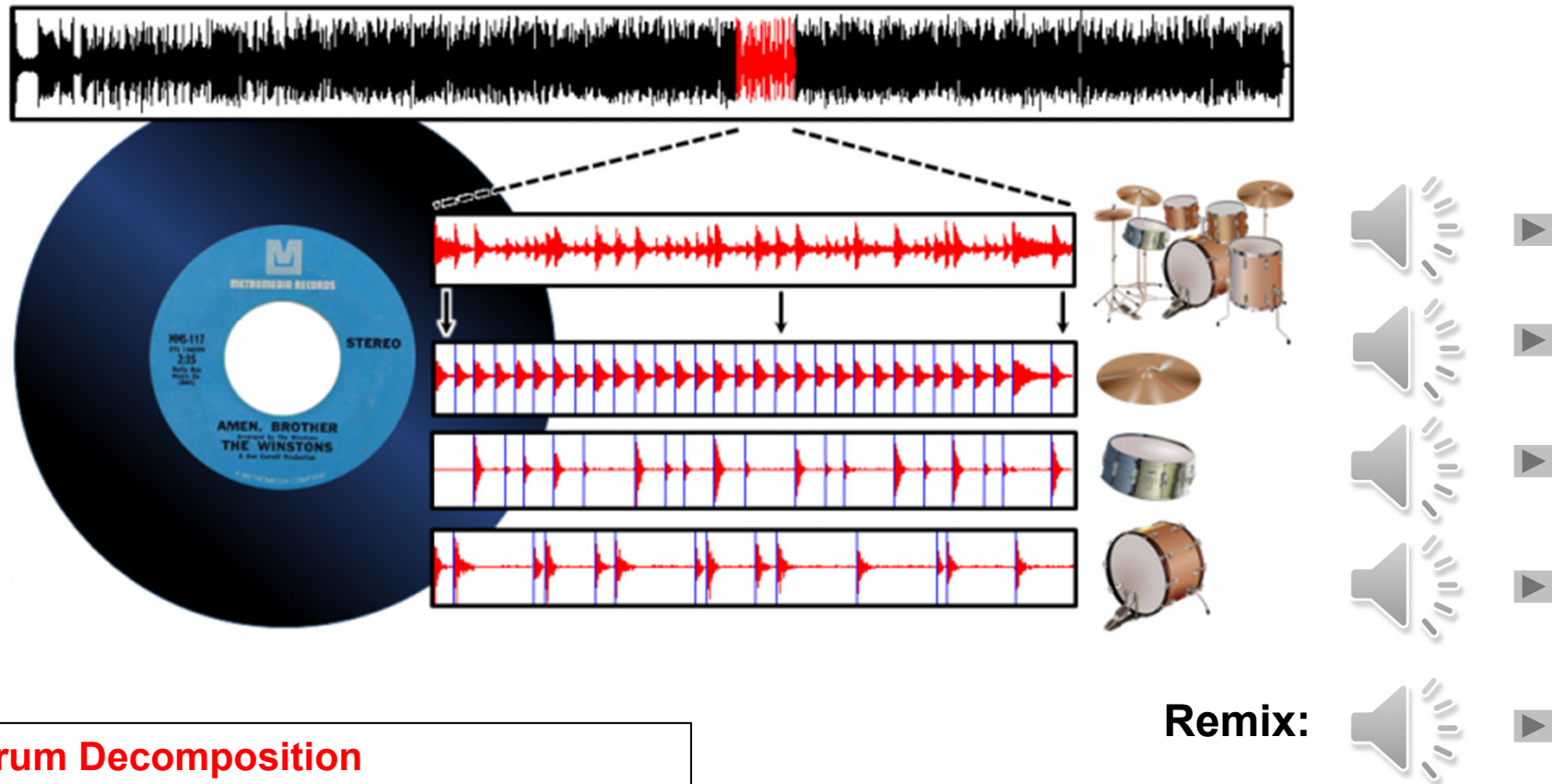
Mosaic signal: **Let it Bee**

Audio Mosaicing

Driedger, Prätzlich, Müller: Let It Bee – Towards NMF-Inspired Audio Mosaicing. ISMIR, 2015.

Score-Informed Audio Decomposition

Informed Drum-Sound Decomposition



Drum Decomposition

Dittmar, Müller: Reverse Engineering the Amen Break – Score-Informed Separation and Restoration Applied to Drum Recordings. IEEE/ACM TASLP 24(9), 2016.

Score-Informed Audio Decomposition

Major challenge: Reconstructed sound events often have artifacts

Approaches:


- Resynthesize certain sound components
- Differentiable Digital Signal Processing (DDSP) combines classical DSP and deep learning
- Generative adversarial networks may help to reduce the artifacts

DDSP

Engel et al.: DDSP:
Differentiable Digital Signal
Processing. ICLR, 2020.

Source Separation (Piano Concerto)

- Yigitcan Özer
- PhD student in engineering
- Pianist



Source Separation (Piano Concerto)

- Yigitcan Özer
- PhD student in engineering
- Pianist



Only Piano!



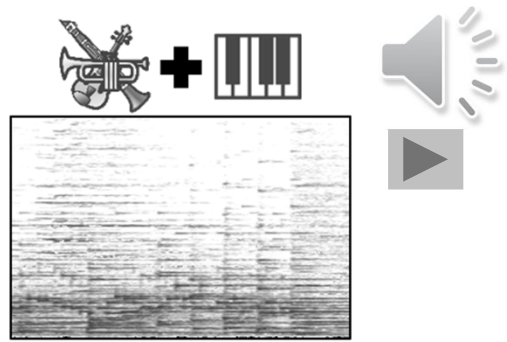
**Where is the
orchestra?**



Source Separation (Piano Concerto)




A musical score for a piano concerto, starting at measure 89. The score is arranged in a grand staff with multiple staves. On the left side, there are icons for various instruments: a trumpet, a trombone, a saxophone, a clarinet, a flute, a piano keyboard, a violin, and a viola. The piano part is the most prominent, showing a complex melodic line with many notes and rests. The other instruments have fewer notes, often appearing as rests or simple chords.



A diagram illustrating the source separation process. At the top, there is a plus sign between a trumpet icon and a piano keyboard icon. Below this, a rectangular box contains a spectrogram of the audio signal, showing frequency over time. To the right of the spectrogram, there is a speaker icon with sound waves and a play button icon.

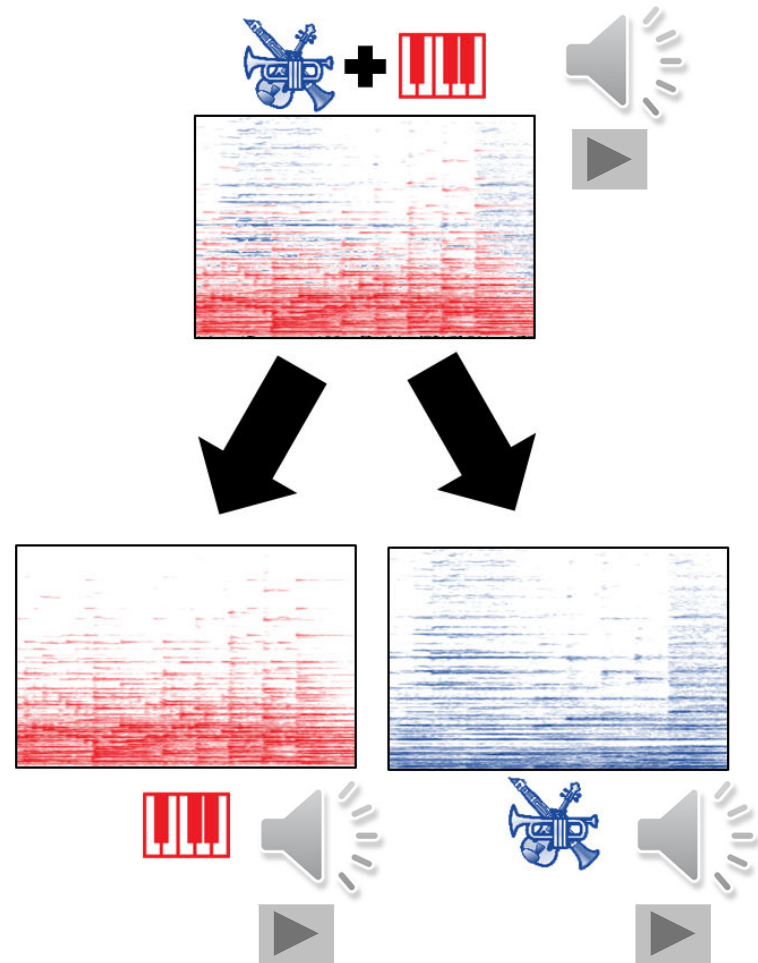
Source Separation (Piano Concerto)

A musical score for a piano concerto, starting at measure 89. The score is divided into two main sections. The upper section, in blue, includes staves for woodwinds (flute, oboe, clarinet, bassoon), brass (trumpet, trombone, horn, tuba), and strings (violin, viola, cello, double bass). The lower section, in red, is the piano part. A red piano keyboard icon is placed to the left of the piano staves. The piano part shows a complex melodic line in the right hand and a supporting bass line in the left hand.







Source Separation (Piano Concerto)

A musical score for a piano concerto, starting at measure 89. The score includes staves for woodwinds (flute, oboe, clarinet, bassoon, horn, trumpet, trombone), strings (violin I, violin II, viola, cello, double bass), and piano. The piano part is highlighted in red, while the other instruments are in blue. A red piano keyboard icon is placed to the left of the piano staves.




Source Separation (Piano Concerto)

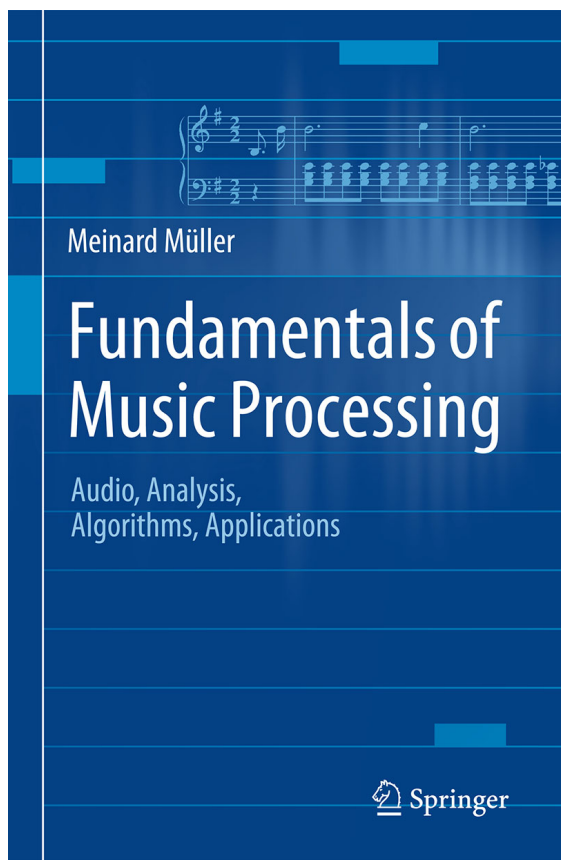


Piano Source Separation

Özer, Müller: Source Separation of Piano Concertos with Test-Time Adaptation, ISMIR, 2022.



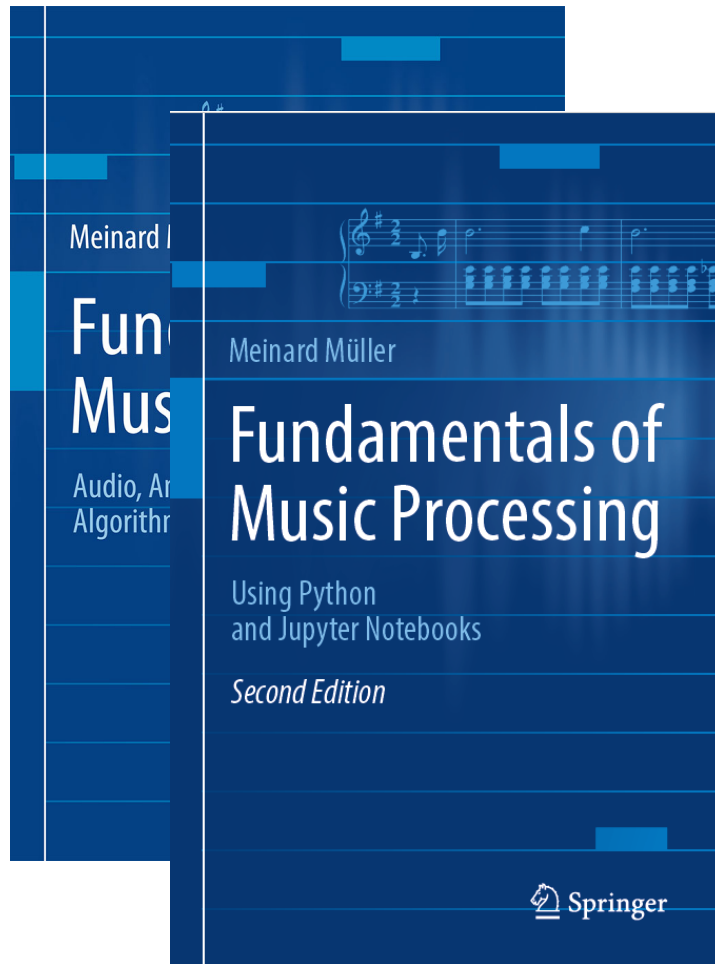
Fundamentals of Music Processing (FMP)



Meinard Müller
Fundamentals of Music Processing
Audio, Analysis, Algorithms, Applications
Springer, 2015

Accompanying website:
www.music-processing.de

Fundamentals of Music Processing (FMP)






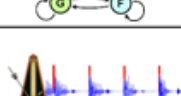




Meinard Müller
Fundamentals of Music Processing
Audio, Analysis, Algorithms, Applications
Springer, 2015

Accompanying website:
www.music-processing.de

2nd edition
Meinard Müller
Fundamentals of Music Processing
Using Python and Jupyter Notebooks
Springer, 2021

Fundamentals of Music Processing (FMP)

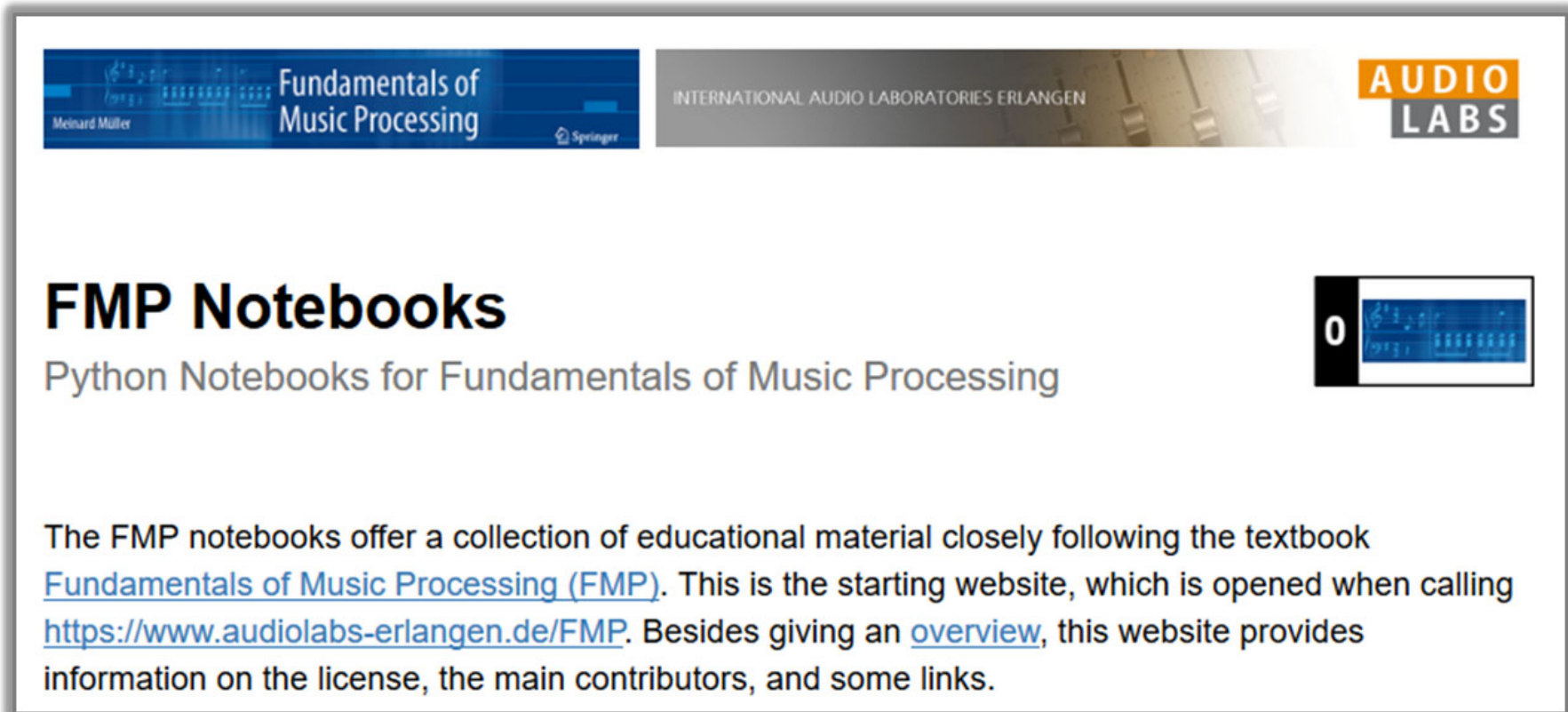
Chapter	Music Processing Scenario
1	 Music Representations
2	 Fourier Analysis of Signals
3	 Music Synchronization
4	 Music Structure Analysis
5	 Chord Recognition
6	 Tempo and Beat Tracking
7	 Content-Based Audio Retrieval
8	 Musically Informed Audio Decomposition

Meinard Müller
Fundamentals of Music Processing
Audio, Analysis, Algorithms, Applications
Springer, 2015

Accompanying website:
www.music-processing.de

2nd edition
Meinard Müller
Fundamentals of Music Processing
Using Python and Jupyter Notebooks
Springer, 2021

FMP Notebooks: Education & Research



The screenshot shows the header of the FMP Notebooks website. On the left, there is a blue banner for the book 'Fundamentals of Music Processing' by Meinard Müller, published by Springer. In the center, it says 'INTERNATIONAL AUDIO LABORATORIES ERLANGEN'. On the right, there is the 'AUDIO LABS' logo. Below the header, the main heading is 'FMP Notebooks' in a large, bold, black font. Underneath it, the subtitle reads 'Python Notebooks for Fundamentals of Music Processing'. To the right of the subtitle is a small thumbnail image of a notebook page with a black bar on the left containing the number '0'. Below the subtitle, a paragraph of text explains that the FMP notebooks offer educational material following the textbook 'Fundamentals of Music Processing (FMP)'. It provides the starting website URL <https://www.audiolabs-erlangen.de/FMP> and mentions that the site also provides an overview, license information, and contributor details.

<https://www.audiolabs-erlangen.de/FMP>

Resources (Group Meinard Müller)

- FMP Notebooks:

<https://www.audiolabs-erlangen.de/FMP>

- libfmp:

<https://github.com/meinardmueller/libfmp>

- synctoolbox:

<https://github.com/meinardmueller/synctoolbox>

- libtsm:

<https://github.com/meinardmueller/libtsm>


- Preparation Course Python (PCP) Notebooks:

<https://www.audiolabs-erlangen.de/resources/MIR/PCP/PCP.html>

<https://github.com/meinardmueller/PCP>

Resources

- librosa:
<https://librosa.org/>
- madmom:
<https://github.com/CPJKU/madmom>
- Essentia Python tutorial:
https://essentia.upf.edu/essentia_python_tutorial.html
- mirdata:
<https://github.com/mir-dataset-loaders/mirdata>
- open-unmix:
<https://github.com/sigsep/open-unmix-pytorch>
- Open Source Tools & Data for Music Source Separation:
<https://source-separation.github.io/tutorial/landing.html>



References (FMP Textbook & Notebooks)

- Meinard Müller: Fundamentals of Music Processing – Using Python and Jupyter Notebooks. 2nd Edition, Springer, 2021.
<https://www.springer.com/gp/book/9783030698072>
- Meinard Müller and Frank Zalkow: libfmp: A Python Package for Fundamentals of Music Processing. Journal of Open Source Software (JOSS), 6(63): 1–5, 2021.
<https://joss.theoj.org/papers/10.21105/joss.03326>
- Meinard Müller: An Educational Guide Through the FMP Notebooks for Teaching and Learning Fundamentals of Music Processing. Signals, 2(2): 245–285, 2021.
<https://www.mdpi.com/2624-6120/2/2/18>
- Meinard Müller and Frank Zalkow: FMP Notebooks: Educational Material for Teaching and Learning Fundamentals of Music Processing. Proc. International Society for Music Information Retrieval Conference (ISMIR): 573–580, 2019.
<https://zenodo.org/record/3527872#.YOhEQOgzaUk>
- Meinard Müller, Brian McFee, and Katherine Kinnaird: Interactive Learning of Signal Processing Through Music: Making Fourier Analysis Concrete for Students. IEEE Signal Processing Magazine, 38(3): 73–84, 2021.
<https://ieeexplore.ieee.org/document/9418542>

References (NMF, NAE)

- Daniel Lee and Sebastian Seung: **Algorithms for Non-Negative Matrix Factorization**. Proc. NIPS, 2000.
- Sebastian Ewert and Meinard Müller: **Using Score-Informed Constraints for NMF-Based Source Separation**. Proc. ICASSP, 2012.
- Paris Smaragdis and Shrikant Venkataramani: **A Neural Network Alternative to Non-Negative Audio Models**. Proc. ICASSP, 2017.
- Sebastian Ewert and Mark B. Sandler: **Structured Dropout for Weak Label and Multi-Instance Learning and Its Application to Score-Informed Source Separation**. Proc. ICASSP, 2017.
- Yigitcan Özer, Jonathan Hansen, Tim Zunner, and Meinard Müller: **Investigating Nonnegative Autoencoders for Efficient Audio Decomposition**. Proc. EUSIPCO, 2022.